

XiVE®

Product Catalog



DENTSPLY
IMPLANTS

Welcome to DENTSPLY Implants

We see a world where everyone eats, speaks and smiles with confidence; this vision permeates and inspires everything we do every day.

Likewise, we embrace the fundamental values of being open-minded, passionate in the support of our customers, and genuine in the products and services we provide and the way we do business.

Comprehensive and integrated solutions

Our solutions are unique in their support of the implant treatment process from beginning to end. They allow dental professionals the freedom to create predictable, lasting, patient-specific outcomes, and are designed to help make your job easier without compromising reliability, long-term function, and esthetics.

Our comprehensive product portfolio includes ANKYLOS, ASTRA TECH Implant System, and XiVE implant lines, digital technologies such as ATLANTIS patient-specific, CAD/CAM solutions, SIMPLANT computer guided treatment planning, SYMBIOS regenerative solutions, and professional development programs.

Research and development

Documentation is an essential part of our investment in the development of our products and services. Our research and development efforts focus on all aspects of implant treatment, including more demanding and advanced compromised cases and simplified treatment procedures. The commitment to quality is further supported by our extensive pre-clinical and clinical studies program.

Professional development

Through documentation updates, seminars, training, and hands-on workshops, we offer education on the latest developments in implant dentistry for all members of the treatment team.

As your partner of choice, we can help support your practice and business development efforts with patient awareness and education material, and advertising and co-marketing collateral.

Reliability and partnership for restoring quality of life and happiness—because it matters.



CONTENTS

Overviews

Product overview XiVE® D 3.0/D 3.4	4
Product overview XiVE® D 3.8	6
Product overview XiVE® D 4.5	8
Product overview XiVE® D 5.5	10
Product overview XiVE® TG	12
Torque overview	14

Implants

XiVE® S	18
XiVE® TG	20

Prosthetics

Soft tissue management	22
TempBase	23
Gingiva former	24
EsthetiCap	27
XiVE® S	28
Impression taking on implant level	29
Impression taking on abutment level (MP)	37
Prefabricated abutments	41
• EstheticBase Abutment	41
• CERCON® Abutment	45
• CeraBase Abutment	46
• AuroBase Abutment	47
• Telescopic Abutment	48
• MP Abutment	49
• Bridges	52
• PassivFit Set	54
• Bar	55
• LOCATOR® Abutment	58
• Ball and Socket Attachment	60
Patient-specific prosthetics	61
• TitaniumBase & ScanBase Abutment	61
• ATLANTIS™ Abutments	61
The WeldOne™ concept	62
XiVE® TG	
Impression taking	64
Prefabricated abutments	66
Patient-specific prosthetics	69


























Instruments























Planning components	70
Surgical instruments	
Surgical kits	72
Surgical instruments	76
Guided surgery instruments	88
Surgical unit	93
Prosthetic instruments	95
Service materials	101
Product index	104

























Product overview XiVE®
























D 3.0

D 3.4

Implants	Cover screw	Gingiva former	Impressions at implant level	Prefabricated prosthetics
 <p>XiVE S plus Implant D 3.0 L 11 26 – 2422 L 13 26 – 2423 L 15 26 – 2425</p>	 <p>FRIADENT Cover Screw for Implants 45 – 1120</p>	 <p>FRIADENT Gingiva Former GH 1 45 – 1421 GH 2 45 – 1422 GH 3 45 – 1423 GH 5 45 – 1425</p>	 <p>FRIADENT Lab Set PickUp Impression GH 3 46 – 8223 GH 5 46 – 8225</p>  <p>FRIADENT Lab Set Transfer Impression GH 3 46 – 8123 GH 5 46 – 8125</p>  <p>FRIADENT Milling Implant 45 – 2621</p>  <p>FRIADENT Implant Analog 45 – 4020</p>	 <p>FRIADENT EstheticBase Abutment straight A 0 GH 1 46 – 2121 GH 2 46 – 2122 GH 3 46 – 2123 GH 5 46 – 2125</p>  <p>FRIADENT EstheticBase Abutment angled A 15 GH 1 46 – 2221 GH 2 46 – 2222 GH 3 46 – 2223 GH 5 46 – 2225</p>
 <p>XiVE S plus Implant D 3.4 L 9.5 26 – 2431 L 11 26 – 2432 L 13 26 – 2433 L 15 26 – 2435 L 18 26 – 2438</p>	 <p>FRIADENT Cover Screw for Implants 45 – 1130</p>	 <p>FRIADENT Gingiva Former GH 1 45 – 1431 GH 2 45 – 1432 GH 3 45 – 1433 GH 5 45 – 1435</p>  <p>FRIADENT Gingiva Former slim GH 2 45 – 1232 GH 3 45 – 1233 GH 5 45 – 1235</p>  <p>FRIADENT Gingiva Former Loop GH 3 45 – 1333 GH 5 45 – 1335</p>	 <p>FRIADENT Lab Set PickUp Impression GH 3 46 – 8233 GH 5 46 – 8235</p>  <p>FRIADENT Lab Set Transfer Impression GH 3 46 – 8133 GH 5 46 – 8135</p>  <p>FRIADENT Transfer Coping slim 45 – 1239</p>  <p>FRIADENT Milling Implant 45 – 2631</p>  <p>FRIADENT Implant Analog 45 – 4030</p>	<p>Single-Crown</p>  <p>FRIADENT EstheticBase Abutment straight A 0 GH 1 46 – 2131 GH 2 46 – 2132 GH 3 46 – 2133 GH 5 46 – 2135</p>  <p>FRIADENT EstheticBase Abutment angled A 15 GH 1 46 – 2231 GH 2 46 – 2232 GH 3 46 – 2233 GH 5 46 – 2235</p> <p>Bridges</p>  <p>FRIADENT EstheticBase Abutment straight A 0 GH 1 46 – 2131 GH 2 46 – 2132 GH 3 46 – 2133 GH 5 46 – 2135</p>  <p>FRIADENT EstheticBase Abutment angled A 15 GH 1 46 – 2231 GH 2 46 – 2232 GH 3 46 – 2233 GH 5 46 – 2235</p> <p>Overdentures / Bars</p>  <p>FRIADENT MP Abutment straight A 0 GH 1 46 – 2831 GH 2 46 – 2832 GH 3 46 – 2833 GH 5 46 – 2835</p>  <p>XiVE MP Abutment angled A 15 GH 2 46 – 2932 GH 3 46 – 2933 GH 5 46 – 2935</p> <p>A 30 GH 2 46 – 3032 GH 3 46 – 3033</p>

Prefabricated prosthetics	Patient-specific prosthetics	Impressions abutment level (only for MP Abutments)
 FRIADENT AuroBase Abutment 45 – 2420  FRIADENT Telescopic Abutment 45 – 2620	 ATLANTIS Patient-specific Abutments for XiVE	
 FRIADENT CeraBase Abutment conical 45 – 2530  anatomical 45 – 2531  FRIADENT AuroBase Abutment 45 – 2430		
 FRIADENT MP Abutment straight A 0 GH 1 46 – 2831 GH 2 46 – 2832 GH 3 46 – 2833 GH 5 46 – 2835  XiVE MP Abutment angled A 15 GH 2 46 – 2932 GH 3 46 – 2933 GH 5 46 – 2935  FRIADENT MP Lab Set Bridge with Castable Waxing Sleeve 46 – 9530  FRIADENT MP Lab Set Bridge with Cast-to Waxing Sleeve 46 – 9930  FRIADENT AuroBase Abutment 45 – 2430  FRIADENT PassivFit Set 45 – 4830  FRIADENT MP Lab Set Gold Bar Coping 46 – 9630  FRIADENT MP Lab Set Titanium Bar Coping 46 – 9637  FRIADENT MP Lab Set Castable Bar Coping 46 – 9638  FRIADENT Telescopic Abutment 45 – 2630	 ATLANTIS Patient-specific Abutments for XiVE  ATLANTIS ISUS Implant Suprastructures for XiVE	 FRIADENT MP Lab Set PickUp Impression 46 – 8230  FRIADENT MP Lab Set Transfer Impression 46 – 8130
 XiVE LOCATOR Abutment GH 1 26 – 3301 GH 2 26 – 3302 GH 3 26 – 3303 GH 4 26 – 3304 GH 5 26 – 3305  FRIADENT Ball and Socket Attachment GH 1 45 – 3131 GH 2 45 – 3132 GH 3 45 – 3133		

























Implants	Cover screw	Gingiva former	Impressions at implant level	Prefabricated prosthetics
 <p>XiVE S plus Implant D 3.8 L 8 26 – 2440 L 9.5 26 – 2441 L 11 26 – 2442 L 13 26 – 2443 L 15 26 – 2445 L 18 26 – 2448</p>	 <p>FRIADENT Cover Screw for Implants 45 – 1140</p>	 <p>FRIADENT Gingiva Former GH 1 45 – 1441 GH 2 45 – 1442 GH 3 45 – 1443 GH 5 45 – 1445</p>  <p>FRIADENT Gingiva Former slim GH 2 45 – 1242 GH 3 45 – 1243 GH 5 45 – 1245</p>  <p>FRIADENT Gingiva Former Loop GH 3 45 – 1343 GH 5 45 – 1345</p>	 <p>FRIADENT Lab Set PickUp Impression GH 3 46 – 8243 GH 5 46 – 8245</p>  <p>FRIADENT Lab Set Transfer Impression GH 3 46 – 8143 GH 5 46 – 8145</p>  <p>FRIADENT Transfer Coping slim 45 – 1249</p>  <p>FRIADENT Milling Implant 45 – 2641</p>  <p>FRIADENT Implant Analog 45 – 4040</p>	<p>Single-Crown</p>  <p>FRIADENT EstheticBase Abutment straight A 0 GH 1 46 – 2141 GH 2 46 – 2142 GH 3 46 – 2143 GH 5 46 – 2145</p>  <p>FRIADENT EstheticBase Abutment angled A 15 GH 1 46 – 2241 GH 2 46 – 2242 GH 3 46 – 2243 GH 5 46 – 2245</p> <hr/> <p>Bridges</p>  <p>FRIADENT EstheticBase Abutment straight A 0 GH 1 46 – 2141 GH 2 46 – 2142 GH 3 46 – 2143 GH 5 46 – 2145</p>  <p>FRIADENT EstheticBase Abutment angled A 15 GH 1 46 – 2241 GH 2 46 – 2242 GH 3 46 – 2243 GH 5 46 – 2245</p> <hr/> <p>Overdentures / Bars</p>  <p>FRIADENT MP Abutment straight A 0 GH 1 46 – 2841 GH 2 46 – 2842 GH 3 46 – 2843 GH 5 46 – 2845 GH 9 46 – 2849</p>  <p>XiVE MP Abutment angled A 15 GH 2 46 – 2942 GH 3 46 – 2943 GH 5 46 – 2945</p> <p>A 30 GH 2 46 – 3042 GH 3 46 – 3043</p>
	 <p>XiVE Cover Screw PS D 3.4 45 – 1110</p>	 <p>XiVE Gingiva Former PS GH 1 45 – 1531 GH 2 45 – 1532 GH 3 45 – 1533 GH 5 45 – 1535</p>  <p>XiVE Gingiva Former PS slim GH 2 45 – 1222 GH 3 45 – 1223 GH 5 45 – 1225</p>	 <p>XiVE Transfer Coping PickUp PS GH 3 45 – 1835 GH 5 45 – 1832</p>  <p>XiVE Transfer Coping Reposition PS GH 3 45 – 1830 GH 5 45 – 1831</p>  <p>XiVE Transfer Coping PS slim 45 – 1238</p>	<p>Platform Switch</p>  <p>XiVE EstheticBase Abutment PS straight A 0 GH 1 46 – 2331 GH 2 46 – 2332 GH 3 46 – 2333 GH 5 46 – 2335</p>  <p>XiVE EstheticBase Abutment PS angled A 15 GH 1 46 – 2431 GH 2 46 – 2432 GH 3 46 – 2433 GH 5 46 – 2435</p>





























Prefabricated prosthetics	Patient-specific prosthetics	Impressions abutment level (only for MP Abutments)
 <p>FRIADENT CERCON Abutment straight A 0 GH 1, neutral 47 – 1141 GH 2, neutral 47 – 1142 GH 1, dentine 47 – 2141 GH2, dentine 47 – 2142</p>  <p>FRIADENT CERCON Abutment angled A 15 GH 1, neutral 47 – 1241 GH 2, neutral 47 – 1242 GH 1, dentine 47 – 2241 GH 2, dentine 47 – 2242</p>	 <p>FRIADENT CeraBase Abutment conical 45 – 2540</p>  <p>anatomical 45 – 2541</p>  <p>FRIADENT AuroBase Abutment 45 – 2440</p>	
 <p>FRIADENT MP Abutment straight A 0 GH 1 46 – 2841 GH 2 46 – 2842 GH 3 46 – 2843 GH 5 46 – 2845 GH 9 46 – 2849</p>  <p>XiVE MP Abutment angled A 15</p> <p>A 30 GH 2 46 – 2942 GH 2 46 – 3042 GH 3 46 – 2943 GH 3 46 – 3043 GH 5 46 – 2945</p>	 <p>XiVE TitaniumBase 27 – 9040</p>  <p>XiVE ScanBase 27 – 9140</p>  <p>ATLANTIS Patient-specific Abutments for XiVE</p>	 <p>FRIADENT MP Lab Set PickUp Impression 46 – 8240</p>
 <p>XiVE LOCATOR Abutment GH 1 26 – 3311 GH 2 26 – 3312 GH 3 26 – 3313 GH 4 26 – 3314 GH 5 26 – 3315</p>  <p>FRIADENT Ball and Socket Attachment GH 1 45 – 3141 GH 2 45 – 3142 GH 3 45 – 3143 GH 5 45 – 3145</p>	 <p>FRIADENT MP Lab Set Gold Bar Coping 46 – 9640</p>  <p>FRIADENT MP Lab Set Titanium Bar Coping 46 – 9647</p>  <p>FRIADENT MP Lab Set Castable Bar Coping 46 – 9648</p>  <p>FRIADENT Telescopic Abutment 45 – 2640</p>	 <p>FRIADENT MP Lab Set Transfer Impression 46 – 8140</p>  <p>ATLANTIS ISUS Implant Suprastructures for XiVE</p>
 <p>XiVE MP Abutment PS GH 1 46 – 2921 GH 2 46 – 2922 GH 3 46 – 2923 GH 5 46 – 2925</p>	 <p>ATLANTIS Patient-specific Abutments for XiVE</p>	 <p>FRIADENT MP Lab Set PickUp Impression 46 – 8240</p>  <p>FRIADENT MP Lab Set Transfer Impression 46 – 8140</p>

Product overview XiVE®

D 4.5

Platform Switch

Implants	Cover screw	Gingiva former	Impressions at implant level	Prefabricated prosthetics
 <p>XiVE S plus Implant D 4.5 L 8 26 – 2450 L 9.5 26 – 2451 L 11 26 – 2452 L 13 26 – 2453 L 15 26 – 2455 L 18 26 – 2458</p>	 <p>FRIADENT Cover Screw for Implants 45 – 1150</p>	 <p>FRIADENT Gingiva Former GH 1 45 – 1451 GH 2 45 – 1452 GH 3 45 – 1453 GH 5 45 – 1455</p>  <p>FRIADENT Gingiva Former slim GH 2 45 – 1252 GH 3 45 – 1253 GH 5 45 – 1255</p>  <p>FRIADENT Gingiva Former Loop GH 3 45 – 1353 GH 5 45 – 1355</p>	 <p>FRIADENT Lab Set PickUp Impression GH 3 46 – 8253 GH 5 46 – 8255</p>  <p>FRIADENT Lab Set Transfer Impression GH 3 46 – 8153 GH 5 46 – 8155</p>  <p>FRIADENT Transfer Coping slim 45 – 1259</p>  <p>FRIADENT Milling Implant 45 – 2651</p>  <p>FRIADENT Implant Analog 45 – 4050</p>	<p>Single-Crown</p>  <p>FRIADENT EstheticBase Abutment straight A 0 GH 1 46 – 2151 GH 2 46 – 2152 GH 3 46 – 2153 GH 5 46 – 2155</p>  <p>FRIADENT EstheticBase Abutment angled A 15 GH 1 46 – 2251 GH 2 46 – 2252 GH 3 46 – 2253 GH 5 46 – 2255</p> <hr/> <p>Bridges</p>  <p>FRIADENT EstheticBase Abutment straight A 0 GH 1 46 – 2151 GH 2 46 – 2152 GH 3 46 – 2153 GH 5 46 – 2155</p>  <p>FRIADENT EstheticBase Abutment angled A 15 GH 1 46 – 2251 GH 2 46 – 2252 GH 3 46 – 2253 GH 5 46 – 2255</p> <hr/> <p>Overdentures / Bars</p>  <p>FRIADENT MP Abutment straight A 0 GH 1 46 – 2851 GH 2 46 – 2852 GH 3 46 – 2853 GH 5 46 – 2855 GH 9 46 – 2859</p>  <p>XiVE MP Abutment angled A 15 GH 2 46 – 2942 GH 3 46 – 2943 GH 5 46 – 2945</p> <p>A 30 GH 2 46 – 3042 GH 3 46 – 3043</p>
	 <p>FRIADENT Cover Screw for Implants 45 – 1140</p>	 <p>FRIADENT Gingiva Former GH 1 45 – 1441 GH 2 45 – 1442 GH 3 45 – 1443 GH 5 45 – 1445</p>  <p>FRIADENT Gingiva Former slim GH 2 45 – 1242 GH 3 45 – 1243 GH 5 45 – 1245</p>	 <p>FRIADENT Lab Set PickUp Impression GH 3 46 – 8243 GH 5 46 – 8245</p>  <p>FRIADENT Lab Set Transfer Impression GH 3 46 – 8143 GH 5 46 – 8145</p>  <p>FRIADENT Transfer Coping slim 45 – 1249</p>	<p>Platform Switch</p>  <p>FRIADENT EstheticBase Abutment straight GH 1 46 – 2141 GH 2 46 – 2142 GH 3 46 – 2143 GH 5 46 – 2145</p>  <p>FRIADENT EstheticBase Abutment angled GH 1 46 – 2241 GH 2 46 – 2242 GH 3 46 – 2243 GH 5 46 – 2245</p>























Prefabricated prosthetics	Patient-specific prosthetics	Impressions abutment level (only for MP Abutments)
 <p>FRIADENT CERCON Abutment straight A 0 GH 1, neutral 47 – 1151 GH 2, neutral 47 – 1152 GH 1, dentine 47 – 2151 GH2, dentine 47 – 2152</p>  <p>FRIADENT CERCON Abutment angled A 15 GH 1, neutral 47 – 1251 GH 2, neutral 47 – 1252 GH 1, dentine 47 – 2251 GH 2, dentine 47 – 2252</p>	 <p>FRIADENT CeraBase Abutment conical 45 – 2550</p>  <p>anatomical 45 – 2551</p>  <p>FRIADENT AuroBase Abutment 45 – 2450</p>	
 <p>FRIADENT MP Abutment straight A 0 GH 1 46 – 2851 GH 2 46 – 2852 GH 3 46 – 2853 GH 5 46 – 2855 GH 9 46 – 2859</p>  <p>XiVE MP Abutment angled A 15</p> <p>A 30 GH 2 46 – 2942 GH 3 46 – 2943 GH 5 46 – 2945</p>	 <p>XiVE TitaniumBase 27 – 9050</p>  <p>XiVE ScanBase 27 – 9150</p>  <p>ATLANTIS Patient-specific Abutments for XiVE</p>	 <p>FRIADENT MP Lab Set Bridge with Castable Waxing Sleeve 46 – 9550</p>  <p>FRIADENT MP Lab Set Bridge with Cast-to Waxing Sleeve 46 – 9950</p>  <p>FRIADENT AuroBase Abutment 45 – 2450</p>  <p>FRIADENT PassivFit Set 45 – 4850</p>  <p>FRIADENT MP Lab Set PickUp Impression 46 – 8250</p>
 <p>XiVE LOCATOR Abutment GH 1 26 – 3321 GH 2 26 – 3322 GH 3 26 – 3323 GH 4 26 – 3324 GH 5 26 – 3325</p>  <p>FRIADENT Ball and Socket Attachment GH 1 45 – 3151 GH 2 45 – 3152 GH 3 45 – 3153 GH 5 45 – 3155</p>	 <p>FRIADENT MP Lab Set Gold Bar Coping 46 – 9650</p>  <p>FRIADENT MP Lab Set Titanium Bar Coping 46 – 9657</p>  <p>FRIADENT MP Lab Set Castable Bar Coping 46 – 9658</p>  <p>FRIADENT Telescopic Abutment 45 – 2650</p>  <p>ATLANTIS ISUS Implant Suprastructures for XiVE</p>	 <p>FRIADENT MP Lab Set Transfer Impression 46 – 8150</p>
 <p>FRIADENT MP Abutment straight A 0 GH 1 46 – 2841 GH 2 46 – 2842 GH 3 46 – 2843 GH 5 46 – 2845 GH 9 46 – 2849</p>  <p>XiVE MP Abutment angled D 3.8 – D 5.5</p> <p>A 15</p> <p>A 30 GH 2 46 – 2942 GH 3 46 – 2943 GH 5 46 – 2945</p>	 <p>ATLANTIS Patient-specific Abutments for XiVE</p>	 <p>FRIADENT MP Lab Set PickUp Impression D 3.8 46 – 8240</p>  <p>FRIADENT MP Lab Set Transfer Impression D 3.8 46 – 8140</p>



























The XiVE D 4.5 implant has the same internal hex connection as the D 3.8 implant. You are able to use D 3.8 abutments on the XiVE D 4.5 implants to create a platform switch. Please find further information in the XiVE Platform-Switch folder.

Product overview XiVE®

D 5.5









Platform Switch

Implants	Cover screw	Gingiva former	Impressions at implant level	Prefabricated prosthetics
 <p>XiVE S plus Implant D 5.5 L 8 26 – 2460 L 9.5 26 – 2461 L 11 26 – 2462 L 13 26 – 2463 L 15 26 – 2465</p>	 <p>FRIADENT Cover Screw for Implants 45 – 1160</p>	 <p>FRIADENT Gingiva Former GH 1 45 – 1461 GH 2 45 – 1462 GH 3 45 – 1463 GH 5 45 – 1465</p>  <p>FRIADENT Gingiva Former Loop GH 3 45 – 1363 GH 5 45 – 1365</p>	 <p>FRIADENT Lab Set PickUp Impression GH 3 46 – 8263 GH 5 46 – 8265</p>  <p>FRIADENT Lab Set Transfer Impression GH 3 46 – 8163 GH 5 46 – 8165</p>  <p>FRIADENT Milling Implant 45 – 2661</p>  <p>FRIADENT Implant Analog 45 – 4060</p>	<p>Single-Crown</p>  <p>FRIADENT EstheticBase Abutment straight A 0 GH 1 46 – 2161 GH 2 46 – 2162 GH 3 46 – 2163 GH 5 46 – 2165</p>  <p>FRIADENT EstheticBase Abutment angled A 15 GH 1 46 – 2261 GH 2 46 – 2262 GH 3 46 – 2263 GH 5 46 – 2265</p> <hr/> <p>Bridges</p>  <p>FRIADENT EstheticBase Abutment straight A 0 GH 1 46 – 2161 GH 2 46 – 2162 GH 3 46 – 2163 GH 5 46 – 2165</p>  <p>FRIADENT EstheticBase Abutment angled A 15 GH 1 46 – 2261 GH 2 46 – 2262 GH 3 46 – 2263 GH 5 46 – 2265</p> <hr/> <p>Overdentures / Bars</p>  <p>FRIADENT MP Abutment straight A 0 GH 1 46 – 2861 GH 2 46 – 2862 GH 3 46 – 2863 GH 5 46 – 2865</p>  <p>XiVE MP Abutment angled A 15 GH 2 46 – 2942 GH 3 46 – 2943 GH 5 46 – 2945</p> <p>A 30 GH 2 46 – 3042 GH 3 46 – 3043</p>
	 <p>FRIADENT Cover Screw for Implants 45 – 1150</p>	 <p>FRIADENT Gingiva Former GH 1 45 – 1451 GH 2 45 – 1452 GH 3 45 – 1453 GH 5 45 – 1455</p>  <p>FRIADENT Gingiva Former slim GH 2 45 – 1252 GH 3 45 – 1253 GH 5 45 – 1255</p>	 <p>FRIADENT Lab Set PickUp Impression GH 3 46 – 8253 GH 5 46 – 8255</p>  <p>FRIADENT Lab Set Transfer Impression GH 3 46 – 8153 GH 5 46 – 8155</p>  <p>FRIADENT Transfer Coping slim 45 – 1259</p>	<p>Platform Switch</p>  <p>FRIADENT EstheticBase Abutment straight GH 1 46 – 2151 GH 2 46 – 2152 GH 3 46 – 2153 GH 5 46 – 2155</p>  <p>FRIADENT EstheticBase Abutment angled GH 1 46 – 2251 GH 2 46 – 2252 GH 3 46 – 2253 GH 5 46 – 2255</p>

Prefabricated prosthetics	Patient-specific prosthetics	Impressions abutment level (only for MP Abutments)
 <p>FRIADENT CeraBase Abutment conical 45 – 2560</p>  <p>anatomical 45 – 2561</p>  <p>FRIADENT AuroBase Abutment 45 – 2460</p>		
 <p>FRIADENT MP Abutment straight A 0 GH 1 46 – 2861 GH 2 46 – 2862 GH 3 46 – 2863 GH 5 46 – 2865</p>  <p>XiVE MP Abutment angled A 15 GH 2 46 – 2942 GH 3 46 – 2943 GH 5 46 – 2945</p>  <p>FRIADENT MP Lab Set Bridge with Castable Waxing Sleeve 46 – 9560</p>  <p>FRIADENT MP Lab Set Bridge with Cast-to Waxing Sleeve 46 – 9960</p>  <p>FRIADENT AuroBase Abutment 45 – 2460</p>  <p>FRIADENT PassivFit Set 45 – 4860</p>	 <p>XiVE TitaniumBase 27 – 9060</p>  <p>XiVE ScanBase 27 – 9160</p>  <p>ATLANTIS Patient-specific Abutments for XiVE</p>	 <p>FRIADENT MP Lab Set PickUp Impression 46 – 8260</p>  <p>FRIADENT MP Lab Set Transfer Impression 46 – 8160</p>
 <p>XiVE LOCATOR Abutment GH 1 26 – 3331 GH 2 26 – 3332 GH 3 26 – 3333 GH 4 26 – 3334 GH 5 26 – 3335</p>  <p>FRIADENT Ball and Socket Attachment GH 1 45 – 3161 GH 2 45 – 3162 GH 3 45 – 3163 GH 5 45 – 3165</p>  <p>FRIADENT MP Lab Set Gold Bar Coping 46 – 9660</p>  <p>FRIADENT MP Lab Set Titanium Bar Coping 46 – 9667</p>  <p>FRIADENT MP Lab Set Castable Bar Coping 46 – 9668</p>  <p>FRIADENT Telescopic Abutment 45 – 2660</p>	 <p>ATLANTIS ISUS Implant Suprastructures for XiVE</p>	
 <p>FRIADENT MP Abutment straight A 0 GH 1 46 – 2851 GH 2 46 – 2852 GH 3 46 – 2853 GH 5 46 – 2855 GH 9 46 – 2859</p>  <p>XiVE MP Abutment angled D 3.8 – D 5.5 A 15 A 30 GH 2 46 – 2942 GH 2 46 – 3042 GH 3 46 – 2943 GH 3 46 – 3043 GH 5 46 – 2945</p>	 <p>ATLANTIS Patient-specific Abutments for XiVE</p>	 <p>FRIADENT MP Lab Set PickUp Impression D 4.5 46 – 8250</p>  <p>FRIADENT MP Lab Set Transfer Impression D 4.5 46 – 8150</p>

The XiVE D 5.5 implant has the same internal hex connection as the D 3.8 & D 4.5 implant. You are able to use D 3.8 & D 4.5 abutments on the XiVE D 5.5 implants to create a platform switch. Please find further information in the XiVE Platform-Switch folder.

Product overview XiVE® TG

Implants	Cover screw	Impressions
 <p>XiVE TG plus Implant D 3.4 L 9.5 25 – 2431 L 11 25 – 2432 L 13 25 – 2433 L 15 25 – 2435</p>		
 <p>XiVE TG plus Implant D 3.8 L 8 25 – 2440 L 9.5 25 – 2441 L 11 25 – 2442 L 13 25 – 2443 L 15 25 – 2445</p>	 <p>XiVE TG Cover Screw for Implants D 3.4 – D 4.5 25 – 1400</p>	 <p>XiVE TG Clinical Set PickUp Impression with PickUp Guide Pin 25 – 9112</p>  <p>XiVE TG Clinical Set Transfer Impression D 3.4 – D 4.5 25 – 9100</p>  <p>XiVE TG Implant Analog / Soldering Analog D 3.4 – D 4.5 25 – 4010</p>  <p>XiVE TG Clinical Set Transfer Impression Short D 3.4 – D 4.5 25 – 9105</p>
 <p>XiVE TG plus Implant D 4.5 L 8 25 – 2450 L 9.5 25 – 2451 L 11 25 – 2452 L 13 25 – 2453 L 15 25 – 2455</p>		

Prefabricated prosthetics

Patient-specific bars and bridges

Single-Crown / Bridges



XiVE TG Abutment straight / A 0
D 3.4 – D 4.5
25 – 4500



FRIADENT PassivFit Set D 3.8
45 – 4840



XiVE TG Abutment angled / A 15
D 3.4 – D 4.5
25 – 4510



XiVE TG Castable Waxing Sleeve
D 3.4 – D 4.5
25 – 4245



XiVE TG AuroBase Abutment
D 3.4 – D 4.5
25 – 4520



XiVE TG Cast-to Waxing Sleeve
D 3.4 – D 4.5
25 – 4246



ATLANTIS ISUS Implant Suprastructures for XiVE TG

Overdentures / Bars



XiVE TG Lab Set Gold Bar Coping
D 3.4 – D 4.5
25 – 9600



XiVE TG Attachment
D 3.4 – D 4.5
25 – 4401



XiVE TG Lab Set Titanium Bar Coping
D 3.4 – D 4.5
25 – 9700



XiVE TG Lab Set Castable Bar Coping
D 3.4 – D 4.5
25 – 9800



ATLANTIS ISUS Implant Suprastructures for XiVE TG

Overview recommended torques

Prosthetic components

Torque

FRIADENT Implant Cover Screw,
XiVE TG Implant Cover Screw and
XiVE Cover Screw PS D 3.4



max. 14 Ncm

FRIADENT Gingiva Former and
XiVE Gingiva Former PS



14 Ncm

FRIADENT EsthetiCap




14 Ncm

Prosthetic components


Torque

FRIADENT EstheticBase and XiVE EstheticBase PS
straight / A 0 and angled / A 15




24 Ncm

FRIADENT AuroBase



24 Ncm

FRIADENT Telescopic Abutment



24 Ncm

FRIADENT CeraBase Abutment



24 Ncm

FRIADENT CERCON Abutment
straight / A 0 and angled / A 15



24 Ncm

ATLANTIS Abutment for XiVE



24 Ncm



FRIADENT Ratchet Hex Driver
14 Ncm
Width 0.9 mm
Order no. 45 – 5732 short
Order no. 45 – 5733 long (not shown)



FRIADENT Ratchet Hex Driver
24 Ncm
Width 1.22 mm
Order no. 45 – 5734 short
Order no. 45 – 5736 long (not shown)

Prosthetic components

Torque

**XiVE TitaniumBase and
XiVE ScanBase**




24 Ncm

FRIADENT Ball and Socket Attachment




24 Ncm

FRIADENT PassivFit Set



24 Ncm

**FRIADENT Cast-to Waxing Sleeve
XiVE MP and XiVE TG**



24 Ncm

**FRIADENT Castable Waxing Sleeve
XiVE MP and XiVE TG**



24 Ncm

FRIADENT and XiVE TG all bar copings



24 Ncm

Prosthetic components


Torque

**FRIADENT MP Abutment, straight and angled /
XiVE MP Abutment PS**



24 Ncm

XiVE LOCATOR Abutment




30 Ncm



FRIADENT Ratchet Hex Driver

24 Ncm
Width 1.22 mm
Order no. 45 – 5734 short
Order no. 45 – 5736 long (not shown)



**1 | FRIADENT Ratchet Seating
Instrument for MP Insert Screw 24 Ncm**
Order no. 46 – 5610
**2 | FRIADENT LOCATOR Insert
for Prosthetic Ratchet 30 Ncm**
Order no. 45 – 3344

Implant package

XiVE implants are supplied in a double-sterile blister package with an outer carton. The type of package offers the maximum product safety in conformance with the increasingly rigid requirements for medical devices. The packaging also makes it easy to store all products for quick retrieval and they are easy to handle during the surgical procedure.



Outer box package

- Simple product identification with brand-specific design, sight window and color-coded imprint of the implant diameter
- Large seal label with details of products
- Stackable, all important product information remains visible
- Includes multilingual instructions for use



Transparent outer blister

- Outer sterile barrier of implant package



Transparent inner blister

- Inner sterile package
- Contains implant shuttle with implant and cover screw for implants
- Peel-off label with batch code for reliable documentation of treatment



Plastic implant shuttle

- Holds the implant securely in the packaging and protects it from damage during transport and removal
- Makes non-contact transfer and acceptance of the implant easy during the operation
- Three wings with roughened surfaces for non-slip holding make it very easy to handle safely

Implants

XiVE S

XiVE makes it easy to achieve ideal primary stability in all types of bone.

With ActiveBoneControl, the intelligent interaction of an innovative implant thread design and the surgical preparation technique, you can rely on XiVE (TG) even with unfavorable bone structure.

Single-stage or two-stage procedure – with the TempBase included in every XiVE S Implant, your patients receive an esthetically and functionally superior temporary denture as fast as possible.

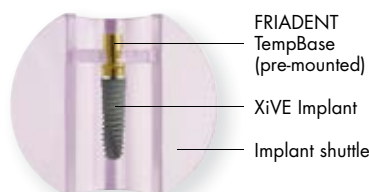
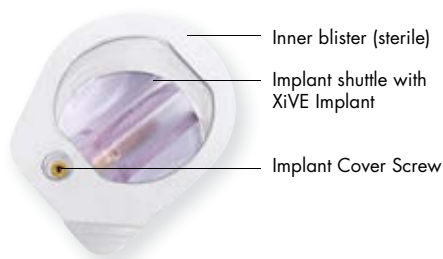


XiVE TG

With the transgingival XiVE TG implant you achieve perfect primary stability in all bone qualities. With ActiveBoneControl, the intelligent interaction of an innovative implant thread design and the surgical preparation technique, you can rely on XiVE TG even with unfavorable bone structure.

The prosthetic restoration allows you to choose a classical bar restoration on four implants through to a fixed screw-retained bridge on six or more implants.

XiVE TG also gives you the option for single tooth restorations as well as for free-end restorations.



XiVE® S plus implants

FRIADENT Cover Screw for Implants²

For implant Ø

Scale 1.2:1



D 3.0

Ø

D 3.0

Order no.

45 – 1120

For implant Ø

Scale 1.2:1



D 3.4

Ø

D 3.4

Order no.

45 – 1130

For implant Ø

Scale 1.2:1



D 3.8 D 4.5 D 5.5

Ø

D 3.8

Order no.

45 – 1140

For implant Ø

Scale 1.2:1



D 4.5 D 5.5

Ø

D 4.5

Order no.

45 – 1150

For implant Ø

Scale 1.2:1



D 5.5

Ø

D 5.5

Order no.

45 – 1160

XiVE Cover Screw PS D 3.4

- Enables the restoration of the implants D 3.8 und D 4.5 with diameter-reduced abutments
- To achieve a succesful restoration with platform-switching it is essential to work directly from the cover screw with appropriate prosthetic components.

The XiVE Cover Screw PS D 3.4 must be ordered seperately.

XiVE Cover Screw PS D 3.4

For implant Ø

Scale 1.2:1



D 3.8 D 4.5


Ø

D 3.4

Order no.

45 – 1110


XiVE S plus Implant



Scale 1:1

∅ **D 3.0** **D 3.0** **D 3.0**


Lengths	11 mm	13 mm	15 mm
Order no.	26 - 2422	26 - 2423	26 - 2425



Scale 1:1

∅ **D 3.4** **D 3.4** **D 3.4** **D 3.4** **D 3.4**


Lengths	9.5 mm	11 mm	13 mm	15 mm	18 mm
Order no.	26 - 2431	26 - 2432	26 - 2433	26 - 2435	26 - 2438



Scale 1:1

∅ **D 3.8** **D 3.8** **D 3.8** **D 3.8** **D 3.8** **D 3.8**


Lengths	8 mm	9.5 mm	11 mm	13 mm	15 mm	18 mm
Order no.	26 - 2440	26 - 2441	26 - 2442	26 - 2443	26 - 2445	26 - 2448



Scale 1:1

∅ **D 4.5** **D 4.5** **D 4.5** **D 4.5** **D 4.5** **D 4.5**

Lengths	8 mm	9.5 mm	11 mm	13 mm	15 mm	18 mm
Order no.	26 - 2450	26 - 2451	26 - 2452	26 - 2453	26 - 2455	26 - 2458



Scale 1:1

∅ **D 5.5** **D 5.5** **D 5.5** **D 5.5** **D 5.5**

Lengths	8 mm	9.5 mm	11 mm	13 mm	15 mm
Order no.	26 - 2460	26 - 2461	26 - 2462	26 - 2463	26 - 2465

XiVE S plus Implant (sterile)
Content: Implant², TempBase⁴,
 Cover Screw for Implants²

XiVE D 3.4 – 5.5 Indications

- Single-tooth replacement
- Immediate loading when adequate primary stability is achieved
- Single-tooth restoration, fixing bridges and prostheses

XiVE D 3.0 Indications

- Single-tooth restoration anterior region 12 + 22 and 32 - 42
- Splinted single-tooth restoration anterior region 32 - 42
- Non functional immediate loading

Healing mode

- Submerged or transgingival with gingival-forming components or temporary dentures

Implant packaging

- All XiVE implants are delivered in double-sterile packaging (see page 16).

INSTRUMENTS

Insertion of implants:

XiVE Implant Driver (page 85)

Loosening of TempBase Retaining Screw,

Placement of Implant Cover Screw:
 XiVE Hex Driver 0.9 mm (page 85)

XiVE® TG plus implants

XiVE TG Cover Screw for Implants²

For implant Ø

Scale 1.2:1



Order no.

25 – 1400

XiVE TG Clinical Set Cover Screw (Four Cover Screws)

For implant Ø

Scale 1.2:1



Order no.

25 – 9200

XiVE TG plus Implant

Scale 1:1

Ø ■ D 3.4 ■ D 3.4 ■ D 3.4 ■ D 3.4

Lengths	9.5 mm	11 mm	13 mm	15 mm
Order no.	25 - 2431	25 - 2432	25 - 2433	25 - 2435

Scale 1:1

Ø ■ D 3.8 ■ D 3.8 ■ D 3.8 ■ D 3.8 ■ D 3.8

Lengths	8 mm	9.5 mm	11 mm	13 mm	15 mm
Order no.	25 - 2440	25 - 2441	25 - 2442	25 - 2443	25 - 2445

Scale 1:1

Ø ■ D 4.5 ■ D 4.5 ■ D 4.5 ■ D 4.5 ■ D 4.5

Lengths	8 mm	9.5 mm	11 mm	13 mm	15 mm
Order no.	25 - 2450	25 - 2451	25 - 2452	25 - 2453	25 - 2455

XiVE TG plus Implant (sterile)
Content: Implant³, Placement Head

Indications

- Single-tooth replacement
- Fixing bridges and prostheses

Healing mode

- Transgingival with gingival-forming components or temporary dentures

INSTRUMENTS

Insertion of implants:

XiVE Implant Driver for XiVE S implants D 3.4 and TempBase (page 85)

Loosening of Adapter Screw,


Placement of Implant Cover Screw:

XiVE Hex Driver 0.9 mm (page 85)

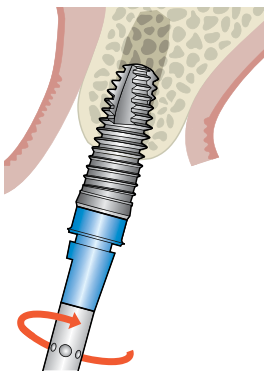
Multifunctional – the TempBase 3-in-1 concept

The multifunctional TempBase is premounted on all XiVE S plus implants as a placement head. It can be used as a temporary abutment, on which you can place a temporary restoration without replacing components – and thus without additional compromise to the surrounding tissue structures and costs. The prefabricated, clippable TempBase Cap enables a fast and easy temporary restoration (for max. 3 months) closest to that of a final crown with a single-stage chairside procedure immediately after implant placement. A second surgical procedure is not required with this nonfunctional immediate restoration.

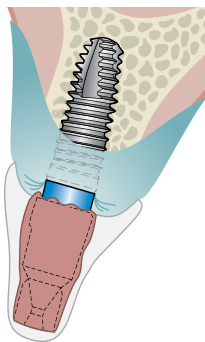
In case of submerged healing, an impression can be taken using the TempBase directly after surgery. The dental laboratory can use this impression to fabricate a high-quality, precision fit temporary restoration during the healing phase, which can then be immediately placed after a second-stage surgical procedure.



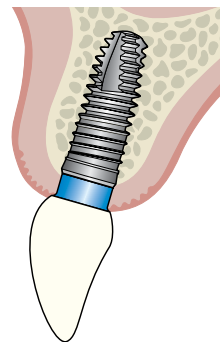
The TempBase – the multifunctional 3-in-1 concept



TempBase as placement head for implants



TempBase for index impressions




TempBase as a basis for temporary restorations

Soft tissue management

FRIADENT TempBase⁴ with TempBase Retaining Screw

Scale 1.2:1



∅ ■ D 3.0 ■ D 3.4 ■ D 3.8 ■ D 4.5 ■ D 5.5

Order no.	46 - 1220	46 - 1230	46 - 1240	46 - 1250	46 - 1260
-----------	-----------	-----------	-----------	-----------	-----------

FRIADENT TempBase

- Implant holder and placement head

FRIADENT TempBase with TempBase Cap


- Transfer coping for index registration during surgery
- Basis for temporary restorations

The FRIADENT TempBase is premounted on the implants.

The FRIADENT TempBase Cap must be ordered separately.

FRIADENT TempBase Cap²⁸

Scale 1.2:1



∅ ■ ■ D 3.0 - D 3.8 ■ D 4.5 ■ D 5.5

Order no.	46 - 1235	46 - 1255	46 - 1265
-----------	-----------	-----------	-----------

INSTRUMENTS

Fixation and loosening of TempBase Retaining Screw,

Placement of Implant Cover Screw:

FRIADENT Hex Driver 0.9 mm (page 85)

FRIADENT TempBase Retaining Screw⁴

Scale 1.2:1



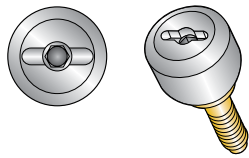
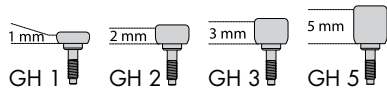
∅ ■ D 3.0 ■ ■ ■ ■ D 3.4 - D 5.5

Order no.	46 - 1279	46 - 1280
-----------	-----------	-----------

Gingiva former

FRIADENT Gingiva Former

- For simple contouring of the peri-implant soft tissue
- Selection according to implant diameter (D) and gingival height (GH)



Please note:

All Gingiva Former in GH 1 do not have an additional slot.

INSTRUMENTS

Placement of the Gingiva Former:

FRIADENT Hex Driver 0.9 mm or FRIADENT Slot Screwdriver 2.0 mm (page 97)

FRIADENT Gingiva Former²

For implant Ø

D 3.0

Scale 1.2:1				
Ø	D 3.0	D 3.0	D 3.0	D 3.0
Gingiva height	GH 1	GH 2	GH 3	GH 5
Order no.	45 - 1421	45 - 1422	45 - 1423	45 - 1425

For implant Ø

D 3.4

Scale 1.2:1				
Ø	D 3.4	D 3.4	D 3.4	D 3.4
Gingiva height	GH 1	GH 2	GH 3	GH 5
Order no.	45 - 1431	45 - 1432	45 - 1433	45 - 1435

For implant Ø

D 3.8 D 4.5 D 5.5

Scale 1.2:1				
Ø	D 3.8	D 3.8	D 3.8	D 3.8
Gingiva height	GH 1	GH 2	GH 3	GH 5
Order no.	45 - 1441	45 - 1442	45 - 1443	45 - 1445

For implant Ø

D 4.5 D 5.5

Scale 1.2:1				
Ø	D 4.5	D 4.5	D 4.5	D 4.5
Gingiva height	GH 1	GH 2	GH 3	GH 5
Order no.	45 - 1451	45 - 1452	45 - 1453	45 - 1455

For implant Ø

D 5.5

Scale 1.2:1				
Ø	D 5.5	D 5.5	D 5.5	D 5.5
Gingiva height	GH 1	GH 2	GH 3	GH 5
Order no.	45 - 1461	45 - 1462	45 - 1463	45 - 1465




Soft tissue management

FRIADENT Gingiva Former² slim

For implant Ø

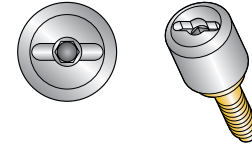
D 3.4

Scale 1.2:1

			
Ø	D 3.4	D 3.4	D 3.4
Gingiva height	GH 2	GH 3	GH 5
Order no.	45 - 1232	45 - 1233	45 - 1235

FRIADENT Gingiva Former slim

- For perfect contouring of the soft tissue with limited mesio-distal space
- The Transfer Coping slim is used to make impressions (page 33)






For impression taking use the FRIADENT Transfer Coping slim.

For implant Ø

D 3.8 D 4.5 D 5.5




Scale 1.2:1

			
Ø	D 3.8	D 3.8	D 3.8
Gingiva height	GH 2	GH 3	GH 5
Order no.	45 - 1242	45 - 1243	45 - 1245

For implant Ø

D 4.5 D 5.5

Scale 1.2:1





			
Ø	D 4.5	D 4.5	D 4.5
Gingiva height	GH 2	GH 3	GH 5
Order no.	45 - 1252	45 - 1253	45 - 1255

XiVE Gingiva Former PS

For implant Ø

D 3.8 D 4.5

Scale 1.2:1

				
Ø	D 3.4	D 3.4	D 3.4	D 3.4
Gingiva height	GH 1	GH 2	GH 3	GH 5
Order no.	45 - 1531	45 - 1532	45 - 1533	45 - 1535

XiVE Gingiva Former PS




- For contouring of the soft tissue when a restoration with diameter-reduced abutments is planned
- Favours the security of achieving long-term esthetic outcomes

XiVE Gingiva Former PS slim

For implant Ø

D 3.8 D 4.5

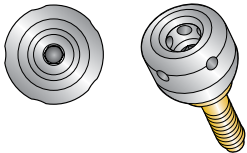
Scale 1.2:1

			
Ø	D 3.4	D 3.4	D 3.4
Gingiva height	GH 2	GH 3	GH 5
Order no.	45 - 1222	45 - 1223	45 - 1225

Gingiva former

FRIADENT Gingiva Former Loop

- For easy securing of suture material, thus enabling simple and safe soft tissue surgery



FRIADENT Gingiva Former² Loop

For implant Ø

D 3.4

Scale 1.2:1

Ø
Gingiva height



D 3.4
GH 3



D 3.4
GH 5

Order no.

45 - 1333

45 - 1335

For implant Ø

D 3.8 D 4.5 D 5.5

Scale 1.2:1

Ø
Gingiva height



D 3.8
GH 3



D 3.8
GH 5

Order no.

45 - 1343

45 - 1345

For implant Ø

D 4.5 D 5.5

Scale 1.2:1

Ø
Gingiva height



D 4.5
GH 3



D 4.5
GH 5

Order no.

45 - 1353

45 - 1355

For implant Ø

D 5.5

Scale 1.2:1

Ø
Gingiva height



D 5.5
GH 3



D 5.5
GH 5

Order no.

45 - 1363

45 - 1365

Soft tissue management

EsthetiCap

FRIADENT EsthetiCap^{24/32} with Screw for EsthetiCap

For implant Ø

Scale 1.2:1

Ø



D 3.4
oval

Order no.	46 - 1730
-----------	-----------

D 3.4

FRIADENT EsthetiCap

- For esthetically demanding temporary crowns and bridges
- Two anatomical cross-sections oval and triangular
- Customizable by grinding or laminating
- Cementable
- X-ray-opaque due to zirconium dioxide additives

For implant Ø

Scale 1.2:1

Ø



D 3.8
oval



D 3.8
triangular

Order no.	46 - 1740	46 - 1745
-----------	-----------	-----------

D 3.8 D 4.5 D 5.5

INSTRUMENTS

Screwing in of EsthetiCap Screw:

FRIADENT Hex Driver 0.9 mm (page 97)

For implant Ø

Scale 1.2:1

Ø



D 4.5
oval



D 4.5
triangular

Order no.	46 - 1750	46 - 1755
-----------	-----------	-----------

D 4.5 D 5.5

For implant Ø

Scale 1.2:1

Ø



D 5.5
oval



D 5.5
triangular

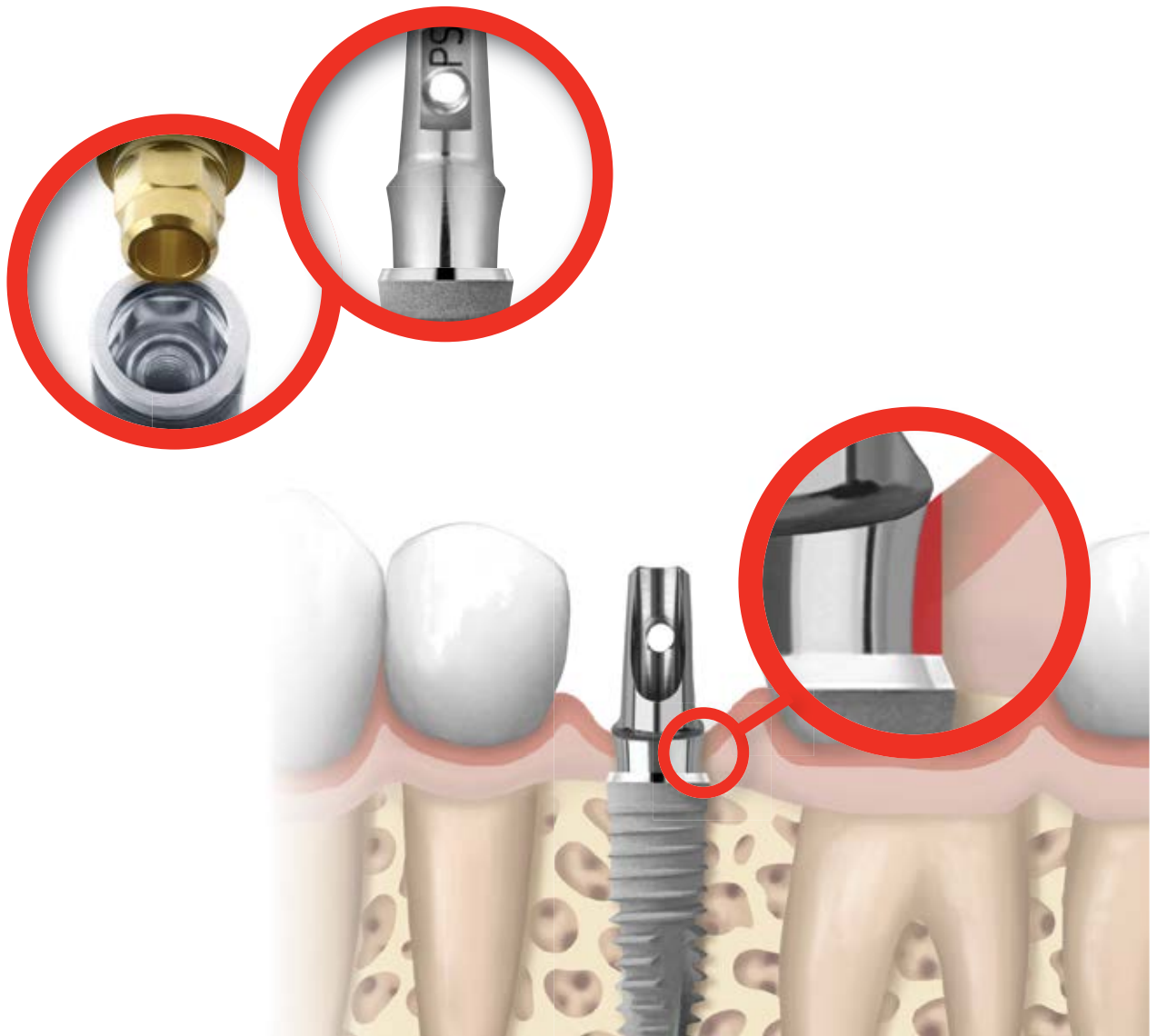
Order no.	46 - 1760	46 - 1765
-----------	-----------	-----------

D 5.5

Easy and versatile prosthetics

XiVE is as individual as each patient situation. The flexibility of the XiVE prosthetic line has been setting the pace in the dental practice and the dental laboratory for more than two decades. Whether a crown, fixed partial denture or removable prosthesis – prefabricated and patient-specific components for standard and premium solutions give you the greatest possible restorative freedom, even for challenging cases. See for yourself and discover some of the treatment concepts that may distinguish XiVE from other implant systems.

The specific design of the beveled, structure-polished implant collar with an integrated option for platform-switching is a key feature of the XiVE design. In combination with the use of reduced-diameter abutments, this results in a positive effect on the peri-implant tissues. To achieve a successful restoration following the platform-switch concept, it is essential not only to use the reduced-diameter final abutment, but to also start with a reduced-diameter cover screw and continue with the corresponding prosthetic components. The XiVE prosthetic portfolio provides all of these components. Please find the possibilities for platform switching next to each article.



Impression taking on implant level

FRIADENT Lab Set PickUp Impression

For implant Ø

D 3.0



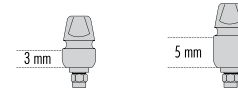
FRIADENT Lab Set PickUp Impression

Content: Transfer Coping, PickUp Guide Pin (D 3.0 with PickUp Guide Pin D 3.0) FRIADENT TransferCap and Implant Analog.

FRIADENT Transfer Coping

- For transferring the implant position to the master model
- Available for PickUp (open tray) and transfer technique

The Transfer Coping GH 3 is used for gingiva up to 3 mm thick. Please use the Transfer Coping GH 5 for gingiva exceeding 3 mm thickness.



GH 3 GH 5

The head of the transfer copings is flattened on two sides.


For implant Ø

D 3.4



For implant Ø

D 3.8 D 4.5 D 5.5




INSTRUMENTS

Screwing in of PickUp Guide Pin as well as Standard Abutment Screw and D 3.0:

FRIADENT Hex Screwdriver 1.22 mm or FRIADENT Slot Screwdriver 2.0 mm (D 3.4 — D 5.5) (page 97)

For implant Ø

D 4.5 D 5.5



For implant Ø

D 5.5



Impression taking on implant level

SETS

FRIADENT Lab Set Transfer Impression

Content: Transfer Coping, Standard Abutment Screw (D 3.0 with Standard Abutment Screw D 3.0), FRIADENT TransferCap and Implant Analog

FRIADENT Lab Set Transfer Impression

For implant Ø

D 3.0

Scale 1.2:1

Ø Gingiva height

Order no.	46 – 8123	46 – 8125
-----------	-----------	-----------

For implant Ø

D 3.4

Scale 1.2:1

Ø Gingiva height

Order no.	46 – 8133	46 – 8135
-----------	-----------	-----------

For implant Ø

D 3.8 D 4.5 D 5.5

Scale 1.2:1

Ø Gingiva height

Order no.	46 – 8143	46 – 8145
-----------	-----------	-----------

For implant Ø

D 4.5 D 5.5

Scale 1.2:1

Ø Gingiva height

Order no.	46 – 8153	46 – 8155
-----------	-----------	-----------

For implant Ø

D 5.5

Scale 1.2:1

Ø Gingiva height

Order no.	46 – 8163	46 – 8165
-----------	-----------	-----------

Impression taking on implant level

SINGLE COMPONENTS

FRIADENT Transfer Coping (PickUp Technique)

For implant Ø

D 3.0


Scale 1.2:1

Ø
Gingiva height



D 3.0
GH 3²

Order no. 45 - 1625



D 3.0
GH 5²

Order no. 45 - 1622

FRIADENT Transfer Coping (PickUp Technique)

with PickUp Guide Pin (D 3.0 with PickUp Guide Pin D 3.0) and FRIADENT TransferCap

INSTRUMENTS

Screwing in of PickUp Guide Pin as well as Standard Abutment Screw and D 3.0:

FRIADENT Hex Screwdriver 1.22 mm or FRIADENT Slot Screwdriver 2.0 mm (D 3.4 – D 5.5) (page 97)

For implant Ø

D 3.4

Scale 1.2:1

Ø
Gingiva height



D 3.4
GH 3²

Order no. 45 - 1635



D 3.4
GH 5²

Order no. 45 - 1632

For implant Ø

D 3.8 D 4.5 D 5.5


Scale 1.2:1

Ø
Gingiva height



D 3.8
GH 3²

Order no. 45 - 1645



D 3.8
GH 5²

Order no. 45 - 1642

For implant Ø

D 4.5 D 5.5


Scale 1.2:1

Ø
Gingiva height



D 4.5
GH 3²

Order no. 45 - 1655



D 4.5
GH 5²

Order no. 45 - 1652

For implant Ø

D 5.5

Scale 1.2:1

Ø
Gingiva height



D 5.5
GH 3²

Order no. 45 - 1665



D 5.5
GH 5²

Order no. 45 - 1662

Impression taking on implant level

SINGLE COMPONENTS

FRIADENT Transfer Coping (Transfer Technique)

with Standard Abutment Screw (D 3.0 with Standard Abutment Screw D 3.0) and FRIADENT TransferCap

FRIADENT Transfer Coping (Transfer Technique)

For implant Ø

D 3.0

Scale 1.2:1

Ø
Gingiva height



D 3.0
GH 3^{2,4,20}



D 3.0
GH 5^{2,4,20}

Order no. 45 – 1620

Order no. 45 – 1621

For implant Ø

D 3.4

Scale 1.2:1

Ø
Gingiva height



D 3.4
GH 3^{2,4,20}



D 3.4
GH 5^{2,4,20}

Order no. 45 – 1630

Order no. 45 – 1631

For implant Ø

D 3.8 D 4.5 D 5.5

Scale 1.2:1

Ø
Gingiva height



D 3.8
GH 3^{2,4,20}



D 3.8
GH 5^{2,4,20}

Order no. 45 – 1640

Order no. 45 – 1641

For implant Ø

D 4.5 D 5.5

Scale 1.2:1

Ø
Gingiva height



D 4.5
GH 3^{2,4,20}



D 4.5
GH 5^{2,4,20}

Order no. 45 – 1650

Order no. 45 – 1651

For implant Ø

D 5.5

Scale 1.2:1

Ø
Gingiva height



D 5.5
GH 3^{2,4,20}



D 5.5
GH 5^{2,4,20}

Order no. 45 – 1660

Order no. 45 – 1661

Impression taking on implant level SINGLE COMPONENTS

FRIADENT Transfer Coping slim² (without screw)

For implant Ø

D 3.4

Scale 1.2:1



D 3.4

Order no.

45 – 1239

FRIADENT Transfer Post Basic² (with PickUp Guide Pin⁴)



D 3.4

46 – 1632

FRIADENT Transfer Coping slim²

- In cases with limited mesio-distal space
- For impressions following soft-tissue contouring with the Gingiva Former slim (page 25)

Please note:

Please order PickUp Guide Pin or Standard Abutment Screw separately (page 34)

For implant Ø

D 3.8 D 4.5 D 5.5

Scale 1.2:1



D 3.8

Order no.

45 – 1249



D 3.8

46 – 1642

FRIADENT Transfer Coping Basic

- For simple impression making in cases with implant divergencies

For implant Ø

D 4.5 D 5.5

Scale 1.2:1



D 4.5

Order no.

45 – 1259



D 4.5

46 – 1652

For implant Ø

D 5.5

Scale 1.2:1



D 5.5

Order no.

46 – 1662

Impression taking on implant level

SINGLE COMPONENTS

FRIADENT PickUp Guide Pin⁴

Scale 1.2:1

∅



D 3.0



D 3.4 – D 5.5

Order no.

46 – 1605

45 – 1615

FRIADENT Standard Abutment Screw⁴

Scale 1.2:1

∅



D 3.0



D 3.4 – D 5.5

Order no.

46 – 4304

45 – 4305

FRIADENT TransferCap

- For utmost precision when making impressions
- Included in delivery of Transfer Copings PickUp and Transfer Technique

FRIADENT Multi Pack TransferCap²⁰ (3 pieces)

Scale 1.2:1

∅



D 3.0



D 3.4



D 3.8



D 4.5



D 5.5

Order no.

45 – 1629

45 – 1639

45 – 1649

45 – 1659

45 – 1669

Impression taking on implant level

PLATFORM SWITCH COMPONENTS

XiVE Transfer Coping PickUp PS with PickUp Guide Pin and FRIADENT TransferCap


For implant Ø

Scale 1.2:1

Ø
Gingiva height



■ D 3.4
GH 3



■ D 3.4
GH 5

Please note:

All platform switch abutments are laser-marked with PS.

D 3.8

Order no.	45 – 1835	45 – 1832
-----------	-----------	-----------

XiVE Transfer Coping Reposition PS with Standard Abutment Screw and FRIADENT TransferCap

For implant Ø

Scale 1.2:1

Ø
Gingiva height



■ D 3.4
GH 3



■ D 3.4
GH 5

D 3.8

Order no.	45 – 1830	45 – 1831
-----------	-----------	-----------

XiVE Transfer Coping PS slim (without screw)

For implant Ø

Scale 1.2:1

Ø



■ D 3.4

D 3.8

Order no.	45 – 1238
-----------	-----------

Impression taking on implant level

IMPLANT ANALOGS

FRIADENT Implant Analog

- For retaining the prosthetic components on the master cast

FRIADENT Implant Analog⁵

Scale 1.2:1

Ø	D 3.0	D 3.4	D 3.8	D 4.5	D 5.5
Order no.	45 - 4020	45 - 4030	45 - 4040	45 - 4050	45 - 4060

FRIADENT Milling Implant

- Fixing the prosthetic components in the milling socket
- Implant analog made of special steel with stronger retainers to resist rotary forces generated by milling

FRIADENT Milling Implant⁶

Scale 1.2:1

Ø	D 3.0	D 3.4	D 3.8	D 4.5	D 5.5
Order no.	45 - 2621	45 - 2631	45 - 2641	45 - 2651	45 - 2661

Impression taking on abutment level SETS

FRIADENT MP Lab Set PickUp Impression

For implant Ø

D 3.4

Scale 1.2:1

Ø

D 3.4

Order no.

46 – 8230



FRIADENT MP Lab Set PickUp Impression

Content: MP PickUp Impression Coping, MP PickUp Guide Pin, MP Analog

FRIADENT Impression Coping

- For transferring the abutment position of to the master model
- Available for PickUp (open tray) and transfer technique
- The pre-mounted MP Abutment remains in the implant when making impressions

For implant Ø

D 3.8 D 4.5 D 5.5


Scale 1.2:1

Ø

D 3.8

Order no.

46 – 8240



INSTRUMENTS

Fixation of MP PickUp Guide Pin:

FRIADENT Hex Driver 1.22 mm or FRIADENT Slot Screwdriver 2.0 mm (page 97)

Placement of MP Transfer Impression Coping:

FRIADENT Hex Driver 0.9 mm (page 97)

For implant Ø

D 4.5 D 5.5


Scale 1.2:1

Ø

D 4.5

Order no.

46 – 8250



For implant Ø

D 5.5


Scale 1.2:1

Ø

D 5.5

Order no.

46 – 8260



Impression taking on abutment level

SETS

FRIADENT MP Lab Set Transfer Impression

Content: MP Transfer Impression Coping, MP Analog

FRIADENT MP Lab Set Transfer Impression

For implant Ø

D 3.4

Scale 1.2:1

Ø



D 3.4

Order no.


46 – 8130

For implant Ø

D 3.8 D 4.5 D 5.5

Scale 1.2:1

Ø



D 3.8

Order no.

46 – 8140

For implant Ø

D 4.5 D 5.5

Scale 1.2:1

Ø



D 4.5

Order no.

46 – 8150

For implant Ø

D 5.5

Scale 1.2:1

Ø



D 5.5

Order no.

46 – 8160

Impression taking on abutment level SINGLE COMPONENTS

FRIADENT MP PickUp Impression Coping² with MP PickUp Guide Pin

For implant Ø

Scale 1.2:1



■ D 3.4



■ D 3.4

D 3.4

Order no.

46 – 1630

46 – 1635

For implant Ø

Scale 1.2:1



■ D 3.8



■ D 3.8

D 3.8 D 4.5 D 5.5

Order no.

46 – 1640

46 – 1645

For implant Ø

Scale 1.2:1



■ D 4.5



■ D 4.5

D 4.5 D 5.5

Order no.

46 – 1650

46 – 1655

FRIADENT MP PickUp Guide Pin⁴

For implant Ø

Scale 1.2:1



■ D 5.5



■ D 5.5

D 5.5

Order no.

46 – 1660

46 – 1665

Scale 1.2:1



Order no.

46 – 1615

Impression taking on abutment level

SINGLE COMPONENTS

FRIADENT MP Analog

- Included in delivery of the MP Lab Sets Impression
- Is forwarded to the lab with the impression

FRIADENT MP Analog⁵

Scale 1.2:1

∅



Order no.

46 – 4030

46 – 4040

46 – 4050

46 – 4060

FRIADENT Lab Set Soldering Analog for Bridge

Content: FRIADENT Soldering Analog, universal and Soldering Screw for Bridge

FRIADENT Lab Set Soldering Analog for Bar

Content: FRIADENT Soldering Analog, universal and Soldering Screw for Bar

FRIADENT Lab Set Soldering Analog for Bridge

Scale 1.2:1

∅



Order no.

45 – 4102

FRIADENT Lab Set Soldering Analog for Bar



45 – 4101

FRIADENT Soldering Analog

- For securing the framework in the soldering base

FRIADENT Soldering Analog⁶ universal

Scale 1.2:1

∅



Order no.

45 – 4103

FRIADENT Soldering Screw for Bridge⁴

∅



45 – 4207

FRIADENT Soldering Screw for Bar⁴

∅



45 – 4206

EstheticBase Abutment

FRIADENT EstheticBase straight / A 0 with Screw for EstheticBase (D 3.0 with Standard Abutment Screw D 3.0)

For implant Ø

D 3.0

Scale 1.2:1

Ø	D 3.0	D 3.0	D 3.0	D 3.0
Gingiva height	GH 1 ⁴	GH 2 ⁴	GH 3 ⁴	GH 5 ⁴
Order no.	46 - 2121	46 - 2122	46 - 2123	46 - 2125

For implant Ø

D 3.4

Scale 1.2:1

Ø	D 3.4	D 3.4	D 3.4	D 3.4
Gingiva height	GH 1 ⁴	GH 2 ⁴	GH 3 ⁴	GH 5 ⁴
Order no.	46 - 2131	46 - 2132	46 - 2133	46 - 2135

For implant Ø

D 3.8 D 4.5 D 5.5

Scale 1.2:1

Ø	D 3.8	D 3.8	D 3.8	D 3.8
Gingiva height	GH 1 ²	GH 2 ²	GH 3 ²	GH 5 ²
Order no.	46 - 2141	46 - 2142	46 - 2143	46 - 2145

For implant Ø

D 4.5 D 5.5

Scale 1.2:1

Ø	D 4.5	D 4.5	D 4.5	D 4.5
Gingiva height	GH 1 ²	GH 2 ²	GH 3 ²	GH 5 ²
Order no.	46 - 2151	46 - 2152	46 - 2153	46 - 2155

For implant Ø

D 5.5

Scale 1.2:1

Ø	D 5.5	D 5.5	D 5.5	D 5.5
Gingiva height	GH 1 ²	GH 2 ²	GH 3 ²	GH 5 ²
Order no.	46 - 2161	46 - 2162	46 - 2163	46 - 2165

FRIADENT EstheticBase

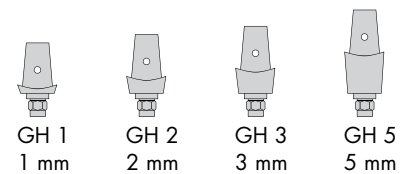
- For esthetically demanding single-tooth crowns and bridges
- Available straight or angled
- Customizable by grinding
- Cementable or screw-retained (horizontal or transversal)

Please note:

The indication of the D 3.0 abutments is limited to the anterior tooth region.

Horizontal Screw Retention

All FRIADENT EstheticBase Abutments are provided with a horizontal thread (M 1.4). An additional horizontal or transverse screw is necessary for horizontally screw-retained crowns (page 44).



INSTRUMENTS

Screwing in of Screw for EstheticBase and Standard Abutment Screw D 3.0:
FRIADENT Hex Driver 1.22 mm (page 97)

We recommend the use of special titanium drills (Gebr. Brasseler, Lemgo or Jota, Düsseldorf) for preparing the abutments.

EstheticBase Abutment

FRIADENT EstheticBase angled / A 15

with Screw for EstheticBase
(D 3.0 with Standard Abutment
Screw D 3.0)

For implant Ø

D 3.0

Scale 1.2:1



Ø Gingiva height **D 3.0** GH 1⁴ **D 3.0** GH 2⁴ **D 3.0** GH 3⁴ **D 3.0** GH 5⁴

Order no.	46 - 2221	46 - 2222	46 - 2223	46 - 2225
-----------	-----------	-----------	-----------	-----------

For implant Ø

D 3.4

Scale 1.2:1



Ø Gingiva height **D 3.4** GH 1⁴ **D 3.4** GH 2⁴ **D 3.4** GH 3⁴ **D 3.4** GH 5⁴

Order no.	46 - 2231	46 - 2232	46 - 2233	46 - 2235
-----------	-----------	-----------	-----------	-----------

For implant Ø

D 3.8 D 4.5 D 5.5

Scale 1.2:1



Ø Gingiva height **D 3.8** GH 1² **D 3.8** GH 2² **D 3.8** GH 3² **D 3.8** GH 5²

Order no.	46 - 2241	46 - 2242	46 - 2243	46 - 2245
-----------	-----------	-----------	-----------	-----------

For implant Ø

D 4.5 D 5.5

Scale 1.2:1



Ø Gingiva height **D 4.5** GH 1² **D 4.5** GH 2² **D 4.5** GH 3² **D 4.5** GH 5²

Order no.	46 - 2251	46 - 2252	46 - 2253	46 - 2255
-----------	-----------	-----------	-----------	-----------

For implant Ø

D 5.5

Scale 1.2:1



Ø Gingiva height **D 5.5** GH 1² **D 5.5** GH 2² **D 5.5** GH 3² **D 5.5** GH 5²

Order no.	46 - 2261	46 - 2262	46 - 2263	46 - 2265
-----------	-----------	-----------	-----------	-----------

XiVE EstheticBase PS straight / A0 with Screw for EstheticBase

For implant Ø

D 3.8 D 4.5

Scale 1.2:1

Ø
Gingiva height



D 3.4
GH 1

D 3.4
GH 2

D 3.4
GH 3

D 3.4
GH 5

Order no.	46 - 2331	46 - 2332	46 - 2333	46 - 2335
-----------	-----------	-----------	-----------	-----------

XiVE EstheticBase PS

- Enables the restoration of implants D 3.8 and D 4.5 with diameter-reduced abutments
- This product favors the security of achieving long-term esthetic outcomes

Please note:

All PS abutments are laser-marked with PS.

XiVE EstheticBase PS angled / A15 with Screw for EstheticBase

For implant Ø

D 3.8 D 4.5

Scale 1.2:1

Ø
Gingiva height



D 3.4
GH 1

D 3.4
GH 2

D 3.4
GH 3

D 3.4
GH 5

Order no.	46 - 2431	46 - 2432	46 - 2433	46 - 2435
-----------	-----------	-----------	-----------	-----------

EstheticBase Abutment

FRIADENT Horizontal Screws

- Fixing the crown on the oral abutment wall

FRIADENT Standard Abutment Screw⁴

Scale 1.2:1



D 3.0

Order no.

46 – 4304

FRIADENT Screw for EstheticBase⁴



D 3.4 – D 5.5

46 – 4305

FRIADENT Horizontal Screw Set Standard

Horizontal Screw Standard⁴
and Horizontal Screw Seat⁸

Scale 1.2:1



Order no.

46 – 4403

FRIADENT Horizontal Screw Set Long

Horizontal Screw Long⁴
and Horizontal Screw Seat⁸



46 – 4404

FRIADENT Transverse Screws

- Fixing the crown on the oral and also the facial abutment wall
- Double thread length for optimum stability
- The horizontal screw is used as a transverse screw with D 3.0 and D 3.4 in this case to use a sufficient number of threads

The use of horizontal retaining screws with a long head is recommended particularly for molars, because the crown generally offers wider dimensional waxing.

FRIADENT Transverse Screw Set Standard

Transverse Screw Standard⁴
and Horizontal Screw Seat⁸

Scale 1.2:1



Order no.

46 – 4407

FRIADENT Transverse Screw Set Long

Transverse Screw Long⁴
and Horizontal Screw Seat⁸



46 – 4408

INSTRUMENTS

Placement of Horizontal Screws and Transverse Screws:

FRIADENT Hex Driver 0.9 mm (page 97)

FRIADENT Horizontal Screw⁴

Scale 1.2:1



standard

Order no.

46 – 4401



long

46 – 4402

FRIADENT Transverse Screw⁴



standard

46 – 4405



long

46 – 4406

FRIADENT Horizontal Screw Seat⁸

Scale 1.2:1



Order no.

45 – 4410

CERCON® Abutment

FRIADENT CERCON Abutment³²

straight / A 0

with FRIADENT Screw
for EstheticBase⁴

Scale 1.2:1



For implant Ø

Ø
Shade
Gingiva height

■ D 3.8
neutral
GH 1

■ D 3.8
dentine
GH 1

■ D 3.8
neutral
GH 2

■ D 3.8
dentine
GH 2



Order no.	47 - 1141	47 - 2141	47 - 1142	47 - 2142
-----------	-----------	-----------	-----------	-----------

Please note:

The indication for ceramic abutments is restricted to the anterior region.

FRIADENT CERCON Abutment

- For full-ceramic restorations with best possible tooth analogy in the anterior region
- Extremely stable through production of zirconium dioxide ceramic
- Available straight or angled
- Customizable by grinding or casting
- Two shades of white, neutral or dentine
- Outstanding esthetics with brilliant light dynamics

Scale 1.2:1



For implant Ø

Ø
Shade
Gingiva height

■ D 4.5
neutral
GH 1

■ D 4.5
dentine
GH 1

■ D 4.5
neutral
GH 2

■ D 4.5
dentine
GH 2



Order no.	47 - 1151	47 - 2151	47 - 1152	47 - 2152
-----------	-----------	-----------	-----------	-----------

FRIADENT CERCON Abutment³²

angled / A 15

with FRIADENT Screw
for EstheticBase⁴

Scale 1.2:1



For implant Ø

Ø
Shade
Gingiva height

■ D 3.8
neutral
GH 1

■ D 3.8
dentine
GH 1

■ D 3.8
neutral
GH 2

■ D 3.8
dentine
GH 2



Order no.	47 - 1241	47 - 2241	47 - 1242	47 - 2242
-----------	-----------	-----------	-----------	-----------

INSTRUMENTS

Placement of screws:

FRIADENT Hex Driver 1.22 mm (page 97)

We recommend using the ceramic-line Shaping Set by DeguDent for prepping the FRIADENT CERCON Abutments.

The grinding process of CERCON Abutments requires irrigation.

Scale 1.2:1



For implant Ø

Ø
Shade
Gingiva height

■ D 4.5
neutral
GH 1

■ D 4.5
dentine
GH 1

■ D 4.5
neutral
GH 2

■ D 4.5
dentine
GH 2



Order no.	47 - 1251	47 - 2251	47 - 1252	47 - 2252
-----------	-----------	-----------	-----------	-----------

CeraBase Abutment

FRIADENT CeraBase

- Two-piece abutment for high-quality ceramic single-tooth restorations in the anterior region
- Ceramic sleeve with titanium core
- Available in conical and anatomical design

FRIADENT CeraBase Abutment with Standard Abutment Screw⁴

For implant Ø

D 3.4

Scale 1.2:1

Ø



D 3.4
conical^{30/4}



D 3.4
anatomical^{30/4}

Order no.

45 – 2530

45 – 2531

For implant Ø

D 3.8 D 4.5 D 5.5

Scale 1.2:1

Ø



D 3.8
conical^{30/3}



D 3.8
anatomical^{30/3}

Order no.

45 – 2540

45 – 2541

FRIADENT Standard Abutment Screw⁴

Scale 1.2:1

Ø

D 3.4 – D 5.5



For implant Ø

D 4.5 D 5.5

Scale 1.2:1

Ø



D 4.5
conical^{30/3}



D 4.5
anatomical^{30/3}

Order no.

45 – 4305

Order no.

45 – 2550

45 – 2551

INSTRUMENTS

Placement of Standard Abutment Screw:

FRIADENT Hex Driver 1.22 mm or
FRIADENT Slot Screwdriver 2.0 mm
(page 97)

For implant Ø

D 5.5

Scale 1.2:1

Ø



D 5.5
conical^{30/3}



D 5.5
anatomical^{30/3}

Order no.

45 – 2560

45 – 2561

Grinding of the ceramic sleeve of the

FRIADENT CeraBase Abutment:

FRIADENT CeraBase ToolSet (page 99)

The grinding process does not require irrigation.

AuroBase Abutment

FRIADENT AuroBase^{20/8}
with Standard Abutment Screw⁴
(D 3.0 with Standard
Abutment Screw D 3.0)

For implant Ø

Scale 1.2:1



D 3.0

Ø **D 3.0**

Order no. 45 – 2420

FRIADENT AuroBase

- For difficult prosthetic situations requiring individual solutions for crowns, bridges and prostheses
- For compensation of severe axial divergencies
- For customized waxing from the top edge of the implant with thin gingiva

For implant Ø

Scale 1.2:1



D 3.4

Ø **D 3.4**

Order no. 45 – 2430

FRIADENT Standard Abutment Screw D 3.0⁴

Scale 1.2:1



Ø

D 3.0

Order no. 46 – 4304

For implant Ø

Scale 1.2:1



D 3.8 D 4.5 D 5.5

Ø **D 3.8**

Order no. 45 – 2440

FRIADENT Standard Abutment Screw⁴

Scale 1.2:1



Ø

D 3.4 – D 5.5

Order no. 45 – 4305

For implant Ø

Scale 1.2:1



D 4.5 D 5.5

Ø **D 4.5**

Order no. 45 – 2450

INSTRUMENTS

Screwing in of Abutment Screw Standard and D 3.0:

FRIADENT Hex Driver 1.22 mm or
FRIADENT Slot Screwdriver 2.0 mm
(page 97)

For implant Ø

Scale 1.2:1



D 5.5

Ø **D 5.5**

Order no. 45 – 2460

Telescopic Abutment

FRIADENT Telescopic Abutment

- For simple and economic fabrication of telescopic crowns for fixing prostheses and removable bridges
- For customized single-tooth crowns
- Compensation of axial divergencies with customizable milling techniques

The Telescopic Abutment can be veneered with titanium ceramics (e.g., Duceratin, Ducera or Vita Titankeramik, Vita Zahnfabrik) for occlusally screw-retained single crowns.

Use the FRIADENT Telescopic Abutment D 3.0 for direct veneering only. Direct veneering of the telescopic abutments D 3.0 and D 3.4 is not possible with titanium ceramic.

FRIADENT Telescopic Abutment with Standard Abutment Screw⁴ (D 3.0 with Standard Abutment Screw D 3.0)

For implant Ø

Scale 1.2:1



Ø

D 3.0²

D 3.0

Order no.

45 – 2620

For implant Ø

Scale 1.2:1



Ø

D 3.4²

D 3.4

Order no.

45 – 2630

FRIADENT Standard Abutment Screw D 3.0⁴

Scale 1.2:1



Ø

D 3.0

Order no.

46 – 4304

For implant Ø

Scale 1.2:1



Ø

D 3.8²

D 3.8 D 4.5

Order no.

45 – 2640

FRIADENT Standard Abutment Screw⁴

Scale 1.2:1



Ø

D 3.4 – D 5.5

Order no.

45 – 4305

For implant Ø

Scale 1.2:1



Ø

D 4.5²

D 4.5 D 5.5

Order no.

45 – 2650

INSTRUMENTS

Screwing in of Abutment Screw Standard and D 3.0:

FRIADENT Hex Driver 1.22 mm or FRIADENT Slot Screwdriver 2.0 mm (page 97)

For implant Ø

Scale 1.2:1



Ø

D 5.5²

D 5.5

Order no.

45 – 2660

MP Abutment

FRIADENT MP Abutment MP Abutment Insert and MP Insert Screw

For implant Ø

D 3.4

Scale 1.2:1				
Ø	D 3.4	D 3.4	D 3.4	D 3.4
Gingiva height	GH 1 ^{1/4}	GH 2 ^{1/4}	GH 3 ^{1/4}	GH 5 ^{1/4}
Order no.	46 - 2831	46 - 2832	46 - 2833	46 - 2835

FRIADENT MP Abutment

- For simple and accurate fabrication of bridges with cast-to or, more economically, with castable waxing sleeve
- For fixing overdentures by bar construction
- Inserted abutments remain in the mouth, the laboratory operates on analogs
- Simplified supragingival impressions and scaffold try-in

The MP Abutment consists of MP Abutment Insert and MP Insert Screw. The appropriate MP Abutment is selected according to the gingival height. The number of grooves on the screw head indicates the gingival height of the matching Abutment Insert.

GH 1 = 1 ring
GH 2 = 2 rings
GH 3 = 3 rings
GH 5 = 5 rings



For implant Ø

D 3.8 D 4.5 D 5.5

Scale 1.2:1					
Ø	D 3.8	D 3.8	D 3.8	D 3.8	D 3.8
Gingiva height	GH 1 ^{1/4}	GH 2 ^{1/4}	GH 3 ^{1/4}	GH 5 ^{1/4}	GH 9 ^{1/4}
Order no.	46 - 2841	46 - 2842	46 - 2843	46 - 2845	46 - 2849

INSTRUMENTS

Placement of MP Abutment Inserts on the implant:

FRIADENT Seating Instrument for Attachment Insert and MP Insert (page 99)

Fixation of MP Insert Screw:

FRIADENT Seating Instrument for MP Insert Screw (page 99)

Placement of MP Cover Screw:

FRIADENT Hex Driver 0.9 mm (page 97)

For implant Ø

D 4.5 D 5.5

Scale 1.2:1					
Ø	D 4.5	D 4.5	D 4.5	D 4.5	D 4.5
Gingiva height	GH 1 ^{1/4}	GH 2 ^{1/4}	GH 3 ^{1/4}	GH 5 ^{1/4}	GH 9 ^{1/4}
Order no.	46 - 2851	46 - 2852	46 - 2853	46 - 2855	46 - 2859

For implant Ø

D 5.5

Scale 1.2:1				
Ø	D 5.5	D 5.5	D 5.5	D 5.5
Gingiva height	GH 1 ^{1/4}	GH 2 ^{1/4}	GH 3 ^{1/4}	GH 5 ^{1/4}
Order no.	46 - 2861	46 - 2862	46 - 2863	46 - 2865

MP Abutment

XiVE MP Abutment PS

- Enables the restoration of implants D 3.8 and D 4.5 with diameter-reduced abutments
- This product favors the security of achieving long-term esthetic outcomes

Please note:
All PS abutments are laser-marked with PS.

XiVE MP Abutment PS with MP Insert Screw

For implant Ø D 3.8 D 4.5

Scale 1.2:1				
Ø	D 3.4	D 3.4	D 3.4	D 3.4
Gingiva height	GH 1	GH 2	GH 3	GH 5
Order no.	46 - 2921	46 - 2922	46 - 2923	46 - 2925

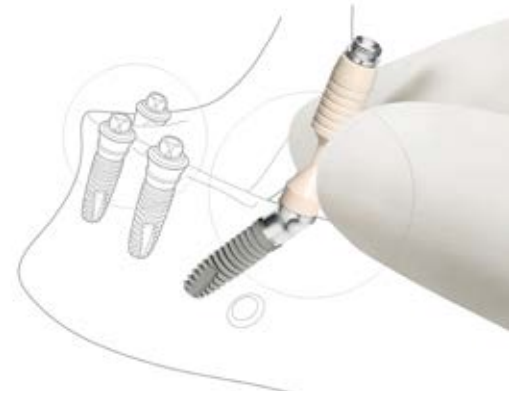
FRIADENT MP Cover Screw²

Scale 1.2:1				
Ø	D 3.4	D 3.8	D 4.5	D 5.5
Order no.	46 - 1430	46 - 1440	46 - 1450	46 - 1460

Prosthetic solution on angled implants – the SmartFix concept

The SmartFix concept is an efficient and time-saving immediate loading treatment on four implants for screw-retained restorations. It provides stable prosthetic fit and avoids critical anatomical areas by using 15° or 30° angled XiVE MP abutments.

For prosthetic restorations either a conventionally fabricated suprastructure or CAD/CAM-fabricated ATLANTIS ISUS Implant Suprastructures with a high precision fit can be selected.



XiVE MP Abutment angled⁴ / A 15 (with XiVE MP Insert Head⁴ premounted on a seating instrument)

For implant Ø

D 3.4

Scale 1.2:1

Ø
Gingiva height



■ D 3.4
GH 2



■ D 3.4
GH 3



■ D 3.4
GH 5

Order no.

46 – 2932

46 – 2933

46 – 2935

XiVE MP Insert Head⁴ premounted on a seating instrument (as spare part)

Scale 1.2:1



Order no.

46 – 3100

For implant Ø

D 3.8 D 4.5 D 5.5

Scale 1.2:1

Ø
Gingiva height

■ ■ ■ D 3.8 – D 5.5
GH 2

■ ■ ■ D 3.8 – D 5.5
GH 3

■ ■ ■ D 3.8 – D 5.5
GH 5

Order no.

46 – 2942

46 – 2943

46 – 2945

XiVE MP Abutment angled⁴ / A 30 (with XiVE MP Insert Head⁴ premounted on a seating instrument)

For implant Ø

D 3.4

Scale 1.2:1

Ø
Gingiva height



■ D 3.4
GH 2



■ D 3.4
GH 3

Order no.

46 – 3032

46 – 3033

For implant Ø

D 3.8 D 4.5 D 5.5

Scale 1.2:1

Ø
Gingiva height

■ ■ ■ D 3.8 – D 5.5
GH 2

■ ■ ■ D 3.8 – D 5.5
GH 3

Order no.

46 – 3042

46 – 3043

Bridges

SETS AND SINGLE COMPONENTS

FRIADENT MP Lab Set Bridge with Castable Waxing Sleeve

Content: Castable Waxing Sleeve, MP Screw for Waxing Sleeve

FRIADENT MP Lab Sets Bridge

- For simple and accurate fabrication of bridges with cast-to or, more economically, with castable waxing sleeve
- Can also be used to mill customized bar constructions

For implant Ø

D 3.4

Castable Waxing Sleeve:

Prior to bridge delivery, the contact surface between crown and abutment and the screw and screw seat are smoothed using the FRIADENT Finishers (page 100).

For implant Ø

D 3.8 D 4.5 D 5.5

FRIADENT MP Screw for Castable Sleeve⁴

Scale 1.2:1

Ø

D 3.4 – D 5.5

Order no.

46 – 4300

For implant Ø

D 4.5 D 5.5

INSTRUMENTS

Placement of MP Screw for Castable Sleeve:

FRIADENT Hex Driver 1.22 mm or FRIADENT Slot Screwdriver 2.0 mm (page 97)

For implant Ø

D 5.5

FRIADENT MP Lab Set Bridge with Castable Waxing Sleeve

Scale 1.2:1

Ø



D 3.4

Order no.

46 – 9530

FRIADENT Castable Waxing Sleeve²¹



D 3.4

Order no. 45 – 4330

Scale 1.2:1

Ø



D 3.8

Order no.

46 – 9540



D 3.8

Order no. 45 – 4340

Scale 1.2:1

Ø



D 4.5

Order no.

46 – 9550



D 4.5

Order no. 45 – 4350

Scale 1.2:1

Ø



D 5.5

Order no.

46 – 9560



D 5.5

Order no. 45 – 4360

For implant Ø

D 3.4

FRIADENT MP Lab Set Bridge with Cast-to Waxing Sleeve

Scale 1.2:1



Ø

D 3.4

Order no.

46 – 9930

FRIADENT Cast-to Waxing Sleeve^{20/8}



D 3.4

45 – 4630

FRIADENT MP Lab Set Bridge with Cast-to Waxing Sleeve

Content: Cast-to Waxing Sleeve, MP Screw for Castable Sleeve

FRIADENT MP Lab Sets Bridge

- For simple and accurate fabrication of bridges with cast-to or, more economically, with castable waxing sleeve
- Can also be used to mill customized bar constructions

Cast-to Waxing Sleeve:

Smoothing with finishers is not necessary.

For implant Ø

D 3.8 D 4.5 D 5.5

Scale 1.2:1



Ø

D 3.8

Order no.

46 – 9940



D 3.8

45 – 4640

For implant Ø

D 4.5 D 5.5

Scale 1.2:1



Ø

D 4.5

Order no.

46 – 9950



D 4.5

45 – 4650

FRIADENT MP Screw for Castable Sleeve⁴

Scale 1.2:1



Ø

D 3.4 – D 5.5

Order no.

46 – 4300

For implant Ø

D 5.5

Scale 1.2:1



Ø

D 5.5

Order no.

46 – 9960



D 5.5

45 – 4660

INSTRUMENTS

Placement of MP Screw for Castable Sleeve:

FRIADENT Hex Driver 1.22 mm or FRIADENT Slot Screwdriver 2.0 mm (page 97)

PassivFit Set

FRIADENT MP Screw for Castable Sleeve⁴

Scale 1.2:1



∅

■ ■ ■ ■ ■ D 3.4 – D 5.5

Order no.

46 – 4300

For implant ∅

D 3.4

FRIADENT PassivFit Set²

Scale 1.2:1



∅

■ D 3.4

Order no.

45 – 4830

For implant ∅

D 3.8 D 4.5 D 5.5

Scale 1.2:1



∅

■ D 3.8

Order no.

45 – 4840

For implant ∅

D 4.5 D 5.5

Scale 1.2:1



∅

■ D 4.5

Order no.

45 – 4850

For implant ∅

D 5.5

Scale 1.2:1



∅










■ D 5.5

Order no.

45 – 4860

Bars

SETS AND SINGLE COMPONENTS

For implant Ø	D 3.4	<p>FRIADENT MP Lab Set Gold Bar Coping</p> <p>Scale 1.2:1</p>  <p>Ø D 3.4</p> <p>Order no. 46 – 9630</p>	<p>FRIADENT Gold Bar Coping° (without screw)</p> <p>Scale 1.2:1</p>  <p>Ø D 3.4</p> <p>Order no. 45 – 4230</p>	<p>FRIADENT MP Lab Set Gold Bar Coping Content: Gold Bar Coping, MP Coping Screw</p> <p>FRIADENT MP Lab Sets Bar</p> <ul style="list-style-type: none"> • For fixing overdentures by bar construction • Simple and standardized procedure with pre-fabricated round bars (see single components) <p>Customized milled bars are fabricated with Castable or Cast-to Waxing Sleeves (page 52/53).</p> <p>FRIADENT Gold Bar Coping</p> <ul style="list-style-type: none"> • Gold alloy for soldering technique
		<p>For implant Ø</p> <p>D 3.8 D 4.5 D 5.5</p>	<p>Scale 1.2:1</p>  <p>Ø D 3.8</p> <p>Order no. 46 – 9640</p>	<p>Scale 1.2:1</p>  <p>Ø D 3.8</p> <p>Order no. 45 – 4240</p>
For implant Ø	D 4.5 D 5.5	<p>Scale 1.2:1</p>  <p>Ø D 4.5</p> <p>Order no. 46 – 9650</p>	<p>Scale 1.2:1</p>  <p>Ø D 4.5</p> <p>Order no. 45 – 4250</p>	<p>FRIADENT MP Coping Screw[†]</p> <p>Scale 1.2:1</p>  <p>Ø D 3.4 – D 5.5</p> <p>Order no. 46 – 4200</p>
		<p>For implant Ø</p> <p>D 5.5</p>	<p>Scale 1.2:1</p>  <p>Ø D 5.5</p> <p>Order no. 46 – 9660</p>	<p>Scale 1.2:1</p>  <p>Ø D 5.5</p> <p>Order no. 45 – 4260</p>

Bars

SETS AND SINGLE COMPONENTS

FRIADENT MP Lab Set

Titanium Bar Coping

Content: Titanium Bar Coping,
MP Coping Screw

FRIADENT MP Lab Sets Bar

- For fixing overdentures by bar construction
- Simple and standardized procedure with pre-fabricated round bars (see single components)

For implant Ø



Customized milled bars are fabricated with Castable or Cast-to-Waxing Sleeves (page 52/53).

FRIADENT Titanium Bar Coping

- Titanium for laser welding

For implant Ø



FRIADENT MP Lab Set Titanium Bar Coping

Scale 1.2:1



Ø

D 3.4

Order no.

46 – 9637

FRIADENT Titanium Bar Coping² (without screw)



D 3.4

45 – 4231

Scale 1.2:1



Ø

D 3.8

Order no.

46 – 9647



D 3.8

45 – 4241

FRIADENT MP Coping Screw⁴

Scale 1.2:1



Ø

D 3.4 – D 5.5

Order no.

46 – 4200

For implant Ø



Scale 1.2:1



Ø

D 4.5

Order no.

46 – 9657



D 4.5

45 – 4251

INSTRUMENTS

Placement of MP Coping Screw:

FRIADENT Hex Driver 1.22 mm
or FRIADENT Slot Screwdriver 2.0 mm
(page 97)

For implant Ø



Scale 1.2:1



Ø

D 5.5

Order no.

46 – 9667



D 5.5

45 – 4261

Activating the Bar Clip:

FRIADENT Bar Clip Activator
(page 100)

FRIADENT MP Lab Set Castable Bar Coping

For implant Ø

D 3.4

Scale 1.2:1



Ø

D 3.4

Order no.

46 – 9638

FRIADENT Castable Bar Coping²¹ (without screw)



D 3.4

45 – 4530

FRIADENT MP Lab Set Castable Bar Coping

Content: Castable Bar Coping,
MP Coping Screw

FRIADENT MP Lab Sets Bar

- For fixing overdentures by bar construction
- Simple and standardized procedure with pre-fabricated round bars (see single components)

Customized milled bars are fabricated with Castable or Cast-to Waxing Sleeves (page 52/53).

FRIADENT Castable Bar Coping

- Cast-to for customized waxing

For implant Ø

D 3.8 D 4.5 D 5.5

Scale 1.2:1



Ø

D 3.8

Order no.

46 – 9648



D 3.8

45 – 4540

For implant Ø

D 4.5 D 5.5

Scale 1.2:1



Ø

D 4.5

Order no.

46 – 9658



D 4.5

45 – 4550

FRIADENT MP Coping Screw⁴

Scale 1.2:1



Ø

D 3.4 – D 5.5

Order no.

46 – 4200

For implant Ø

D 5.5

Scale 1.2:1



Ø

D 5.5

Order no.

46 – 9668



D 5.5

45 – 4560

INSTRUMENTS

Placement of MP Coping Screw:

FRIADENT Hex Driver 1.22 mm
or FRIADENT Slot Screwdriver 2.0 mm
(page 97)

Activating the Bar Clip:

FRIADENT Bar Clip Activator
(page 100)

FRIADENT Gold Bar round⁹

Reduced scale



50 mm length

Order no.

45 – 4210

FRIADENT Titanium Bar round²



50 mm length

Order no.

45 – 4212

FRIADENT Gold Bar Clip⁹



50 mm length

Order no.

45 – 4215

LOCATOR®



XiVE LOCATOR

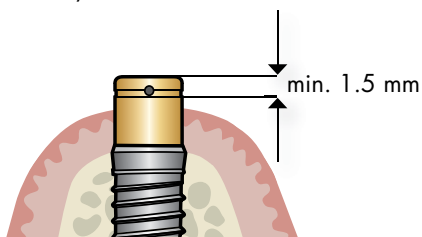
- Overdentures in the edentulous jaw on two implants
- Self-aligning design for easy fixation in the mouth with one click
- Low height to give more room, even under limited space conditions
- Flexible retention for individual determination of prosthesis fixation and balancing of axial divergencies up to 40°

INSTRUMENTS

Insert LOCATOR abutment:

LOCATOR Core Tool 3-piece or FRIADENT LOCATOR Insert for Prosthetic Ratchet (page 100)

To select the suitable LOCATOR abutment, the implant diameter and the thickness of the gingiva must be known. The thickness of the gingiva determines the required gingival height of the abutment. The exact height of the abutment has been selected if the functional region emerges of the surrounding tissue by 1.5 mm.



Important note:

The functional region must be at least 1.5 mm supragingival!

The LOCATOR concept

The availability of a simple and secure fixation of an implant-supported prosthesis is a significant success factor for restorations in elderly patients. The XiVE LOCATOR makes correct placement of overdentures in the maxilla and mandible much simpler, even for patients with limited mobility, with restricted occlusal volume or in cases with divergent implants.

XiVE LOCATOR Abutment*

Scale 1.2:1

For implant Ø

Ø	D 3.4	D 3.4	D 3.4	D 3.4	D 3.4
Gingiva height	GH 1	GH 2	GH 3	GH 4	GH 5
D 3.4	Order no. 26 - 3301	26 - 3302	26 - 3303	26 - 3304	26 - 3305

Scale 1.2:1

For implant Ø

Ø	D 3.8	D 3.8	D 3.8	D 3.8	D 3.8
Gingiva height	GH 1	GH 2	GH 3	GH 4	GH 5
D 3.8, D 4.5, D 5.5	Order no. 26 - 3311	26 - 3312	26 - 3313	26 - 3314	26 - 3315

Scale 1.2:1

For implant Ø

Ø	D 4.5	D 4.5	D 4.5	D 4.5	D 4.5
Gingiva height	GH 1	GH 2	GH 3	GH 4	GH 5
D 4.5, D 5.5	Order no. 26 - 3321	26 - 3322	26 - 3323	26 - 3324	26 - 3325

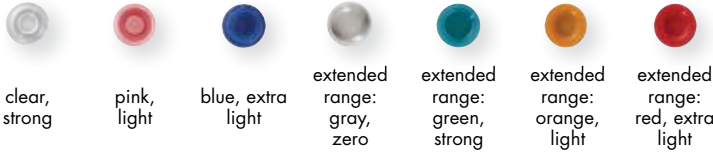
Scale 1.2:1

For implant Ø

Ø	D 5.5	D 5.5	D 5.5	D 5.5	D 5.5
Gingiva height	GH 1.3	GH 2	GH 3	GH 4	GH 5
D 5.5	Order no. 26 - 3331	26 - 3332	26 - 3333	26 - 3334	26 - 3335

LOCATOR Replacement Male⁴¹ (4 pieces)

Scale 1.2:1



Order no.	45 - 3349	45 - 3350	45 - 3351	45 - 3360	45 - 3352	45 - 3353	45 - 3354
-----------	-----------	-----------	-----------	-----------	-----------	-----------	-----------

LOCATOR Impression Coping⁴² (4 pieces)

Scale 1.2:1



LOCATOR Male Processing Package (Contents: 2 pieces each)



Titanium⁴³ Stainless Steel⁴⁴

LOCATOR Female Analog⁴⁵ (4 pieces)



D 4 D 5

Order no.	45 - 3355	45 - 3347	45 - 3348	45 - 3356	45 - 3357
-----------	-----------	-----------	-----------	-----------	-----------

Content LOCATOR Male Processing Package:

- 2 x Matrix
- 2 x Block-Out Spacer
- 2 x Replacement Male clear, strong retention
- 2 x Replacement Male pink, light retention
- 2 x Replacement Male blue, extra light retention

LOCATOR Black Processing Replacement Male⁴⁶ (4 pieces)

Scale 1.2:1



LOCATOR Block-Out Spacer⁴⁷ (20 pieces)



LOCATOR Processing Spacer⁴⁸ (4 pieces)



LOCATOR Abutment Holder Sleeve⁵⁰ (4 pieces)



Order no.	45 - 3358	45 - 3359	45 - 3361	45 - 3341
-----------	-----------	-----------	-----------	-----------

LOCATOR Core Tool⁴⁹ 3-piece with LOCATOR Abutment Holder Sleeve

Reduced scale



Friident LOCATOR Insert for Prosthetic Ratchet⁶



LOCATOR Angle Measurement Guide⁵¹



LOCATOR Parallel Post⁴⁶ (4 pieces)



Order no.	45 - 3340	45 - 3344	45 - 3345	45 - 3346
-----------	-----------	-----------	-----------	-----------

Ball and Socket Attachment

FRIADENT Ball and Socket Attachment

Content: Attachment Insert², Attachment Screw⁴, Attachment Matrix, black silicone O-Ring²⁶ and white silicone ring²⁶

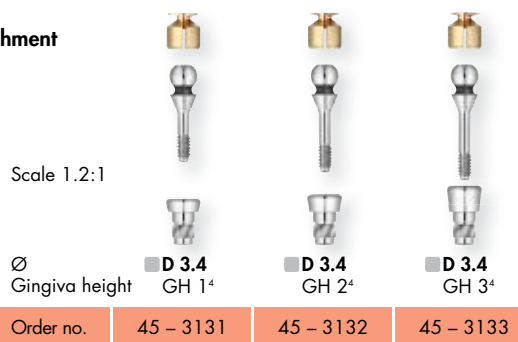
FRIADENT Ball and Socket Attachment

- For fixing overdentures in the mandible
- Simple protocol with option of chairside restoration
- Axial divergencies can be compensated

FRIADENT Ball and Socket Attachment

For implant Ø

D 3.4



FRIADENT Attachment Matrix⁹

with white silicone O-Ring²⁶

Ø D 3.4 – D 5.5

Order no. 45 – 3200

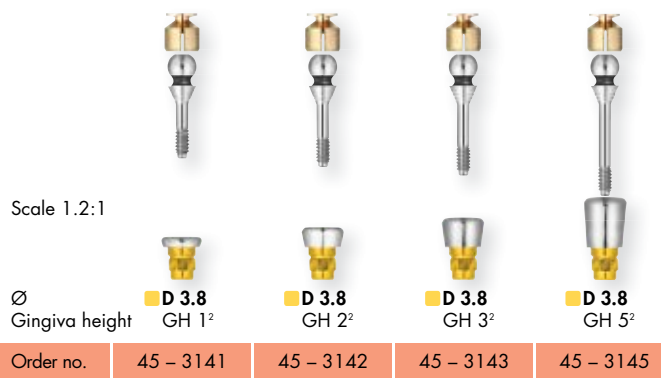
FRIADENT Attachment Patrix Analog⁵ universal

Ø D 3.4 – D 5.5

Order no. 45 – 4105

For implant Ø

D 3.8 D 4.5 D 5.5



FRIADENT Attachment Patrix Analog


- For repairing and relining overdentures
- Universal for all diameters

FRIADENT O-Ring²⁶

Order no. 45 – 3210

For implant Ø

D 4.5 D 5.5



INSTRUMENTS

Placement of Insert:

FRIADENT Seating Instrument for Attachment Insert and MP Insert (page 99)

Fixation of Attachment Screw:

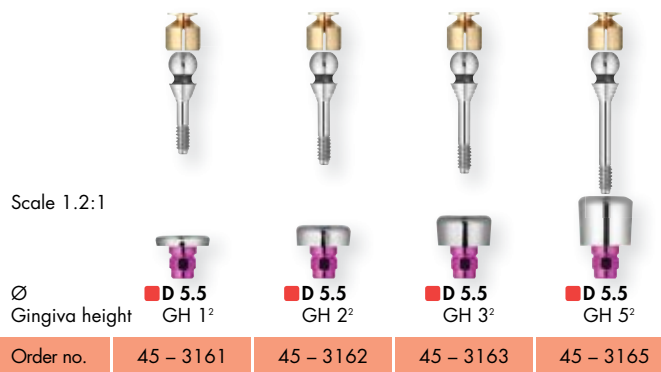
FRIADENT Hex Driver 1.22 mm (page 97)

Activating/Deactivating the Attachment Matrix:

FRIADENT Activator/Deactivator for Ball and Socket Attachment (page 99)

For implant Ø

D 5.5






Patient-specific prosthetics

XiVE TitaniumBase⁴ with Screw

For implant Ø



Ø	 D 3.8	 D 4.5	 D 5.5
Order no.	27 – 9040	27 – 9050	27 – 9060




XiVE TitaniumBase

- For fabricating ceramic-abutments with titanium core and customized design
- Titanium bonding base with prefabricated implant-abutment connection
- Two flattened sides prevent rotation

XiVE ScanBase²⁴

For implant Ø



Scale 1.2:1	 D 3.8	 D 4.5	 D 5.5
Order no.	27 – 9140	27 – 9150	27 – 9160

XiVE ScanBase

- For scanning the abutment geometry
- Same design as TitaniumBase, made of plastic, dispenses with use of scan spray or powder
- Can be used with all conventional dental scanners

FRIADENT Screw for EstheticBase⁴

Scale 1.2:1

Ø **D 3.4 – D 5.5**

Order no. 46 – 4305

ATLANTIS™

ATLANTIS Abutments and ATLANTIS ISUS Implant Suprastructures for XiVE

On XiVE S in addition to prosthetic solutions for missing individual teeth or rows of teeth, it is possible to select single-part, patient-specific CAD/CAM abutments for the restoration of XiVE implants. This adds to your flexibility and the esthetic and functional results.

ATLANTIS abutments support cement-retained and single-tooth, screw-retained restorations, in biocompatible materials including titanium, gold-shaded titanium and zirconia.

ATLANTIS ISUS offers freedom in designing patient-specific solutions for restoring partially and fully edentulous arches. The implant suprastructure is attached to two or more implants and the solutions include options for both fixed and removable prostheses, using a wide range of attachment components.

Suprastructures are available in one of two materials: titanium or cobalt-chrome*, and can be ordered with a high-gloss surface.

For further information please contact your local DENTSPLY Implants representative.



ATLANTIS patient-specific abutments for XiVE

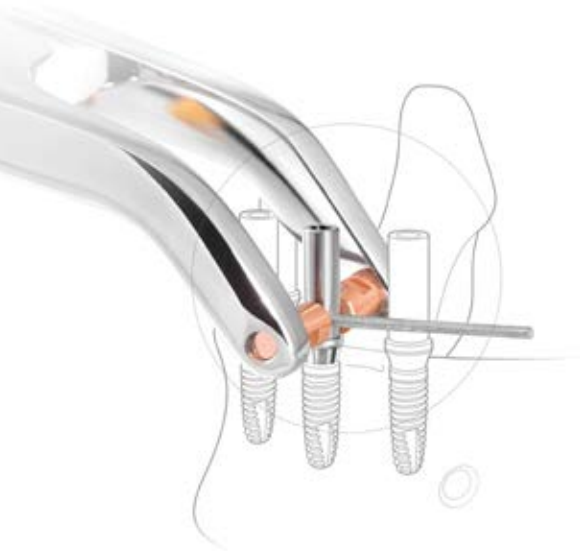
- A choice of anatomical emergence profiles for excellent function and esthetics
- Margins designed and placed at an ideal level for easy and safe removal of excess cement
- Comprehensive warranty program

ATLANTIS ISUS implant suprastructures for XiVE

- Wide flexibility in therapy and design for partially and fully edentulous patients
- Precision providing tension-free fit
- Available in titanium and cobalt-chrome

*ATLANTIS ISUS 2in1 is only available in titanium

The WeldOne™ concept



With the help of the WeldOne Welding Unit and special welding components, a titanium wire is permanently connected to the abutment with precisely the correct force to achieve an optimum weld. An electric current leads to fusion of the titanium material in the contact points between the titanium wire and the abutment in milliseconds. The permanent joint between the titanium wire and the abutment enables an immediate and stable titanium framework to be made which will provide the optimum support for temporary or durable restorations. This concept is exclusively designed for dental implants made by DENTSPLY Implants.

Please note:
Precondition to purchase a WeldOne Welding Unit is the participation on special training courses.

For more information and course offers please contact your local representative.

Temporary restorations on implant level

XiVE Temporary Welding Abutment

- Fabrication of an intraorally or extraorally welded titanium framework for immediate temporary restorations on XiVE Implants.

FRIADENT

Screw for EstheticBase⁴

∅ D 3.4 – D 5.5

Order no.	46 – 4305
-----------	-----------

XiVE Temporary Welding Abutment³

with Screw for EstheticBase⁴

Scale 1.2:1

∅



D 3.4

Order no.	46 – 1231
-----------	-----------



D 3.8

Order no.	46 – 1241
-----------	-----------



D 4.5

Order no.	46 – 1251
-----------	-----------

Restorations on abutment level

XiVE MP Welding Sleeve

- Fabrication of an intraorally or extraorally welded titanium framework for immediate and late restorations on MP Abutments.

Abutment Screw for Welding Sleeve⁴

Order no. 46 – 1616

XiVE MP Welding Sleeve³

with Abutment Screw for Welding Sleeve⁴

Scale 1.2:1

∅



D 3.4 – D 3.8

Order no.	45 – 4741
-----------	-----------



D 4.5

Order no.	45 – 4751
-----------	-----------


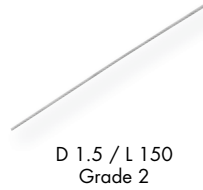
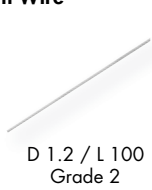
INSTRUMENTS

Screwing in abutment screw:

FRIADENT Hex Driver short / long (page 97)

FRIADENT Titanium Wire (10 pieces)

Reduced scale



Order no.

47 - 3012

47 - 3013

47 - 3014

Fabrication of an intraorally or extraorally welded titanium framework for prosthetic restorations on implants from DENTSPLY Implants in conjunction with the abutments designed for that purpose.

Selection of the thickness of the titanium wire according to the application:

- D 1.2 mm for additional retention
- D 1.5 mm for inter-implant distances of up to 8 mm
- D 2.0 mm for inter-implant distances of between 8 mm and 15 mm

WeldOne Welding Unit



Reduced scale

Order no.

47 - 4710

WeldOne Unit

- WeldOne is an electric resistance spot welding unit designed for the intraoral and extraoral welding technique in dental implantology.
- The welding unit is intended for welding titanium wires to abutments on dental implants made by DENTSPLY Implants directly inside the oral cavity of the patient.



Sharp Curver
bends the bar into more acute angles for single abutments.



Soft Curver
bends the titanium bar along the curve of the arch.



Holder
grasps and holds the titanium bar firmly in place during the welding process.

Cutter with tungsten carbide inserts
easily and efficiently cuts off excess material.



It is recommended to use the following custom-built tools manufactured by USTOMED. This handful of simple tools allows you to create a titanium framework with a few simple steps. To get detailed information, please contact USTOMED directly:

www.ustomed.de

Impression taking SETS

XiVE TG Impression Copings

- For transferring the transgingival implant position to the master model
- Available for PickUp (open tray) and transfer technique
- Transfer Impression Coping short for making impressions with an existing overdenture

XiVE TG Clinical Set PickUp Impression

Scale 1.2:1

∅



Order no. 25 – 9112

XiVE TG Clinical Set Transfer Impression

Scale 1.2:1

∅



Order no. 25 – 9100

XiVE TG Clinical Set Transfer Impression (short)



Order no. 25 – 9105

Impression taking SINGLE COMPONENTS

If, in cases of implant divergencies, a transfer of the head square is not required, the FRIADENT MP Transfer Impression Coping D 3.8 is used (page 39). This impression coping is compatible with all diameters of XiVE TG.

INSTRUMENTS

Fixation of TG PickUp Guide Pin:

FRIADENT Hex Driver 1.22 mm or
FRIADENT Slot Screwdriver 2.0 mm
(page 97)

XiVE TG PickUp Impression Coping² with PickUp Guide Pin

Scale 1.2:1

∅



Order no. 25 – 1805

XiVE TG PickUp Guide Pin⁴



Order no. 25 – 1701

XiVE TG Transfer Impression Coping²

Scale 1.2:1

∅



Order no. 25 – 1600

XiVE TG Transfer Impression Coping (short)²



Order no. 25 – 1605

Implant analogs

XiVE TG Implant Analog / Soldering Analog⁶



XiVE TG Implant Analog / Soldering Analog

- For retaining the prosthetic components on the master model as well as for securing the framework in the soldering base

Order no.	25 – 9405	25 – 4010
-----------	-----------	-----------

XiVE TG Lab Set Implant Analog / Soldering Analog^{4,6} (Bridge)



XiVE TG Lab Set Implant Analog / Soldering Analog^{4,6} Bridge

Order no.	25 – 9305	25 – 4105
-----------	-----------	-----------

XiVE TG Lab Set Implant-Soldering Analog^{4,6} (Bar)



XiVE TG Lab Set Soldering Analog Bar^{4,6}

Order no.	25 – 9306	25 – 4106
-----------	-----------	-----------

Bridges

SETS

XiVE TG Lab Set Bridge

- For simple and accurate fabrication of bridges with cast-to or, more economically, with castable waxing sleeve
- Can also be used to mill customized bar constructions

XiVE TG Lab Set Bridge Castable

Scale 1.2:1



∅

■ ■ ■ ■ D 3.4 – D 4.5
(4 TG Castable Waxing Sleeves,
4 TG Abutment Screws)

Order no.

25 – 9900

XiVE TG Lab Set Bridge Cast-to



■ ■ ■ ■ D 3.4 – D 4.5
(4 TG Cast-to Waxing Sleeves,
4 TG Abutment Screws)

25 – 9905

Bridges

SINGLE COMPONENTS

XiVE TG Abutment Screw⁴

Scale 1.2:1



∅

■ ■ ■ ■ D 3.4 – D 4.5

Order no.

25 – 4300

XiVE TG Castable Waxing Sleeve²¹ with TG Abutment Screw

Scale 1.2:1



∅

■ ■ ■ ■ D 3.4 – D 4.5

Order no.

25 – 4245

XiVE TG Cast-to Waxing Sleeve^{20/8} with TG Abutment Screw



■ ■ ■ ■ D 3.4 – D 4.5

25 – 4246

INSTRUMENTS

**Placement of TG Abutment Screw
for XiVE TG Abutment and AuroBase:**
FRIADENT Hex Driver 1.22 mm or
FRIADENT Slot Screwdriver 2.0 mm
(page 97)

XiVE® TG Abutment

XiVE TG Abutment² straight / A 0 with TG Abutment Screw

Scale 1.2:1



∅

D 3.4 – D 4.5

Order no.

25 – 4500

XiVE TG Abutment² angled / A 15 with TG Abutment Screw



D 3.4 – D 4.5

25 – 4510

XiVE TG Abutment

- For fabrication of single-tooth crowns and bridges
- Available straight and angled
- Customizable by grinding
- Horizontally screw-retained

Horizontal Screw

All XiVE TG Abutments are provided with a horizontal thread (M 1.4). An additional horizontal or transverse screw is necessary for horizontally screw-retained crowns (page 44).

We recommend the use of special titanium drills (Gebr. Brasseler, Lemgo or Jota, Düsseldorf) for preparing the abutments.

XiVE TG Abutment Screw⁴

Scale 1.2:1



∅

D 3.4 – D 4.5

Order no.

25 – 4300

XiVE® TG AuroBase Abutment

XiVE TG AuroBase^{20/8} with TG Abutment Screw

Scale 1.2:1



∅

D 3.4 – D 4.5

Order no.

25 – 4520

XiVE TG AuroBase

- For customized shaping of crowns and bridge abutments
- For compensation of axial divergencies

XiVE TG Abutment Screw⁴

Scale 1.2:1



∅

D 3.4 – D 4.5

Order no.

25 – 4300

INSTRUMENTS

Placement of TG Abutment Screw for XiVE TG Abutment and AuroBase:

FRIADENT Hex Driver 1.22 mm or
FRIADENT Slot Screwdriver 2.0 mm
(page 97)

Bar SETS


XiVE TG Lab Set Bar Coping

- For fixing overdentures by bar construction
- Simple and standardized procedure with pre-fabricated round bars (see single components)

Customized milled bars are fabricated with castable TG crown bases (page 67)

XiVE TG Lab Set Gold Bar Coping

Scale 1.2:1



Ø

■ ■ ■ ■ D 3.4 – D 4.5
(4 TG Gold Copings,
4 TG Coping Screws)

Order no. 25 – 9600

XiVE TG Lab Set Titanium Bar Coping



■ ■ ■ ■ D 3.4 – D 4.5
(4 TG Titanium Copings,
4 TG Coping Screws)

Order no. 25 – 9700

XiVE TG Lab Set Castable Bar Coping

Scale 1.2:1



Ø

■ ■ ■ ■ D 3.4 – D 4.5
(4 TG Castable Copings,
4 TG Coping Screws)

Order no. 25 – 9800

Bar SINGLE COMPONENTS

FRIADENT Bar Copings

- Gold alloy for soldering technique
- Titanium for laser welding
- Cast-to for customized waxing

XiVE TG Coping Screw⁴

Scale 1.2:1



Order no. 25 – 4200

XiVE TG Gold Bar Coping² with TG Coping Screw

Scale 1.2:1



Ø

■ ■ ■ ■ D 3.4 – D 4.5

Order no. 25 – 4240

XiVE TG Titanium Bar Coping² with TG Coping Screw



■ ■ ■ ■ D 3.4 – D 4.5

Order no. 25 – 4241

XiVE TG Castable Bar Coping²¹ with TG Coping Screw



■ ■ ■ ■ D 3.4 – D 4.5

Order no. 25 – 4242

INSTRUMENTS

Placement of TG Coping Screw:

FRIADENT Hex Driver 1.22 mm or FRIADENT Slot Screwdriver 2.0 mm (page 97)

Activating the Bar Clip:

FRIADENT Bar Clip Activator (page 100)

FRIADENT Gold Bar round⁹

Reduced scale



50 mm length

Order no. 45 – 4210

FRIADENT Titanium Bar round⁹



50 mm length

Order no. 45 – 4212

FRIADENT Gold Bar Clip⁹



50 mm length

Order no. 45 – 4215

XiVE® TG Attachment

XiVE TG Attachment^{2/4}

Scale 1.2:1



∅

■ ■ ■ D 3.4 – D 4.5

Order no.

25 – 4401

XiVE TG Attachment

- For fixing overdentures in the mandible
- Simple protocol with option of chairside restoration
- Axial divergencies can be compensated

XiVE TG Attachment Patrix, two-piece

Order no.

25 – 4406

XiVE TG Attachment Matrix

Order no.

25 – 4411

ATLANTIS™

ATLANTIS ISUS Implant Suprastructures for XiVE

On XiVE TG, ATLANTIS ISUS offers freedom to design patient-specific solutions for restoring partially and fully edentulous arches. The implant suprastructure is attached to two or more implants and the solutions include options for both fixed and removable prostheses, using a wide range of attachment components. Suprastructures are available in one of two materials: titanium or cobalt-chrome*, and can be ordered with a high-gloss surface.

For further information please contact your local DENTSPLY Implants representative.



ATLANTIS ISUS implant suprastructures for XiVE

- Wide flexibility in therapy and design for partially and fully edentulous patients
- Precision providing tension-free fit
- Available in titanium and cobalt-chrome

*ATLANTIS ISUS 2in1 is only available in titanium


FRIADENT® Select

FRIADENT Select Try-in Abutment

- Determination of oro-vestibular and mesio-distal implant position and of the distance to the adjacent teeth
- Determination of gingival height, angulation and position of the horizontal screw (GH 2) for all FRIADENT and XiVe abutments

FRIADENT Select Try-in Abutment² / A 0 (straight)

Scale 1.2:1




∅ **D 3.0** **D 3.4** **D 3.8** **D 4.5** **D 5.5**

Order no.	45 – 2119	45 – 2120	45 – 2121	45 – 2122	45 – 2123
-----------	-----------	-----------	-----------	-----------	-----------

FRIADENT Select Try-in Abutment² / A 15 (angled 15°)

Scale 1.2:1



∅ **D 3.0** **D 3.4** **D 3.8**

Order no.	45 – 2219	45 – 2220	45 – 2221
-----------	-----------	-----------	-----------

FRIADENT Select Try-in Abutment² A 0 straight Multi-Pack (3 pieces)

∅ **D 3.4** **D 3.8** **D 4.5** **D 5.5**

Order no.	45 – 2193	45 – 2194	45 – 2195	45 – 2196
-----------	-----------	-----------	-----------	-----------

FRIADENT Select Try-in Abutment² A 15 angled Multi-Pack (3 pieces)

∅ **D 3.4** **D 3.8**


Order no.	45 – 2293	45 – 2294
-----------	-----------	-----------

FRIADENT Select Sleeve

- Exact transfer of the pre-prosthetic planning to the clinical situation

Pin for FRIADENT Select Sleeve²


Scale 1.2:1



Order no.	91 – 4502
-----------	-----------

FRIADENT Select Sleeve² by Prof. Dr. Fouad Khoury without pin

Scale 1.2:1



∅ **D 3.0** **D 3.4** **D 3.8** **D 4.5** **D 5.5**

Order no.	45 – 5025	45 – 5035	45 – 5045	45 – 5055	45 – 5065
-----------	-----------	-----------	-----------	-----------	-----------

Planning components

XiVE Select Basic Set Try-in Implant

Ø


D 3.0 – D 5.5
 One XiVE Select Try-in Implant
 per Implant diameter

Order no.	26 – 1500
-----------	-----------

XiVE Select Try-in Implants

- Intra-operative check of implant position, implant axis, congruency between implant and bone crest and peri-implant soft tissue level

XiVE Select Try-in Implant²

Scale 1.2:1



Ø


D 3.0 **D 3.4** **D 3.8** **D 4.5** **D 5.5**

Order no.	26 – 1520	26 – 1530	26 – 1540	26 – 1550	26 – 1560
-----------	-----------	-----------	-----------	-----------	-----------

XiVE Depth Gauge²

D 2.0

Scale 1.2:1



Order no.	26 – 1510
-----------	-----------

Others

FRIADENT Radiographic Balls for Pre-surgical Planning⁶



Ø 5 mm, 12 pieces

Order no.	49 – 1211
-----------	-----------

XiVE Radiographic Template

XiVE S
(subgingival)

Order no.	26 – 9020
-----------	-----------

XiVE TG
(transgingival)

Order no.	25 – 5206
-----------	-----------

Surgical kits

Simple, flexible and economical with the modular design with absolute minimum number of instruments required.

- Can be customized with additional modules as required
- Instruments securely fixed in silicone holders
- Clear and simple user guidance during surgery
- Integrated organizer for used instruments
- Can be easily and thoroughly cleaned

XiVE Surgical Kit D 3.0 – D 5.5 / S+L

Reduced scale



D 3.0 – D 5.5

All Instruments required for the placement of XiVE Implants D 3.0 – D 5.5, length of instruments S (short) and L (long)

XiVE Surgical Kit D 3.0 – D 3.8 / S



D 3.0 – D 3.8

All Instruments required for the placement of XiVE Implants D 3.0 – D 3.8, length of instruments S (short)

Order no.

26 – 7000

26 – 7005

XiVE Surgical Kit D 3.0 / S+L

Reduced scale



D 3.0

All Instruments required for the placement of XiVE Implants D 3.0, length of instruments S (short) and L (long)

XiVE Surgical Kit GS (Guided Surgery)



D 3.0 – D 4.5

All Instruments required for computer-aided placement of XiVE implants D 3.0 – D 4.5 lengths L 8 – L 15

Order no.

26 – 7003

26 – 5000

Scope of supply XiVE Surgical Kits	Tool Module	Drill Module D 3.0	Drill Module D 3.4 & D 3.8	Drill Module D 4.5 & D 5.5	Drill Module individual (empty)	Module Tray Insert
D 3.0–D 5.5 / S+L	•	•	•	•		
D 3.0–D 3.8 / S	•	•	•			•
D 3.0 / S+L	•	•			•	•

Surgical instruments



XiVE Drill Module (empty)

	■ D 3.0	■ D 3.4	■ D 3.8	■ D 4.5	■ D 5.5
Order no.	26 - 7025	26 - 7035	26 - 7045	26 - 7055	26 - 7065

XiVE Tool Module (empty)

Order no.	26 - 7200
-----------	-----------

XiVE Module Tray Insert

Order no.	26 - 7170
-----------	-----------








XiVE Surgical Kit Tray (empty)

Order no.	26 - 7010
-----------	-----------

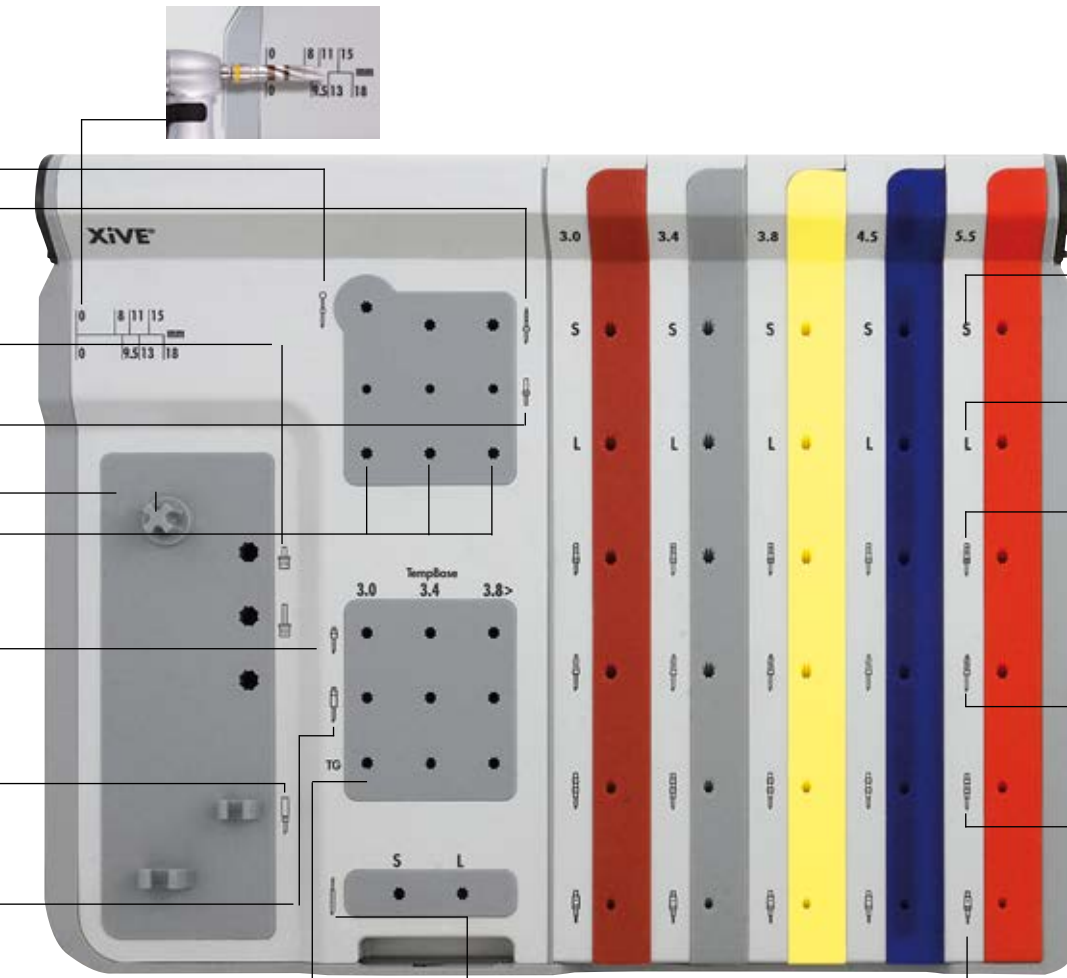
XiVE Surgical Kit Tray GS (empty)

Order no.	26 - 5010
-----------	-----------

Surgical kits

 XiVE Round Drill D 3.0 */** Order no. 26 – 1110	 XiVE Twist Drill D 2.0 / S */** Order no. 26 – 1115 XiVE Twist Drill D 2.0 / L * Order no. 26 – 1118
 XiVE Ratchet Insert for Instruments */** Order no. 26 – 6120 and 2 open slots	 3 FRIADENT Paralleling Pins D 2.0 / D 3.0 */** Order no. 45 – 5106
XiVE Ratchet */** Order no. 45 – 6020	3 open slots
 XiVE Implant Driver D 3.0 / S */** Order no. 26 – 6030	
XiVE Implant Driver for Implant and TempBase D 3.4 / S */** Order no. 26 – 6040	
XiVE Implant Driver D 3.8 – D 5.5 / S ** Order no. 26 – 6050	
 XiVE Implant Driver D 3.0 / L * Order no. 26 – 6035	 XiVE Extension Instrument */** Order no. 26 – 6130
XiVE Implant Driver for Implant and TempBase D 3.4 / L * Order no. 26 – 6045	
XiVE Implant Driver D 3.8 – D 5.5 / L Order no. 26 – 6055	

Surgical instruments



- S XiVE Twist Drill**
 D 3.0 / S Order no. 26 – 1125 */**
 D 3.4 / S Order no. 26 – 1135 **
 D 3.8 / S Order no. 26 – 1145 **
 D 4.5 / S Order no. 26 – 1155
 D 5.5 / S Order no. 26 – 1165

- L XiVE Twist Drill**
 D 3.0 / L Order no. 26 – 1128*
 D 3.4 / L Order no. 26 – 1138
 D 3.8 / L Order no. 26 – 1148
 D 4.5 / L Order no. 26 – 1158
 D 5.5 / L Order no. 26 – 1168

- XiVE Twist Drill Crestal**
 D 3.0 Order no. 26 – 1120 */**
 D 3.4 Order no. 26 – 1130 **
 D 3.8 Order no. 26 – 1140 **
 D 4.5 Order no. 26 – 1150
 D 5.5 Order no. 26 – 1160

- XiVE Tap**
 D 3.0 Order no. 26 – 1122 */**
 D 3.4 Order no. 26 – 1132 **
 D 3.8 Order no. 26 – 1142 **
 D 4.5 Order no. 26 – 1152
 D 5.5 Order no. 26 – 1162

- XiVE Select Try-in Implant**
 D 3.0 Order no. 26 – 1520 *
 D 3.4 Order no. 26 – 1530
 D 3.8 Order no. 26 – 1540
 D 4.5 Order no. 26 – 1550
 D 5.5 Order no. 26 – 1560

XiVE TG Implant Driver
 Order no. 25 – 6010 **
 and 2 open slots

XiVE Hex Driver
 0.9 mm / S
 Order no. 26 – 6190 */**
XiVE Hex Driver
 0.9 mm / L
 Order no. 26 – 6195 *

FRIADENT Select Try-in Abutment
 D 3.0 / A 0 (straight) Order no. 45 – 2119 *
 D 3.4 / A 0 (straight) Order no. 45 – 2120
 D 3.8 / A 0 (straight) Order no. 45 – 2121
 D 4.5 / A 0 (straight) Order no. 45 – 2122
 D 5.5 / A 0 (straight) Order no. 45 – 2123

* Included in XiVE Surgical Kit D 3.0 / S + L

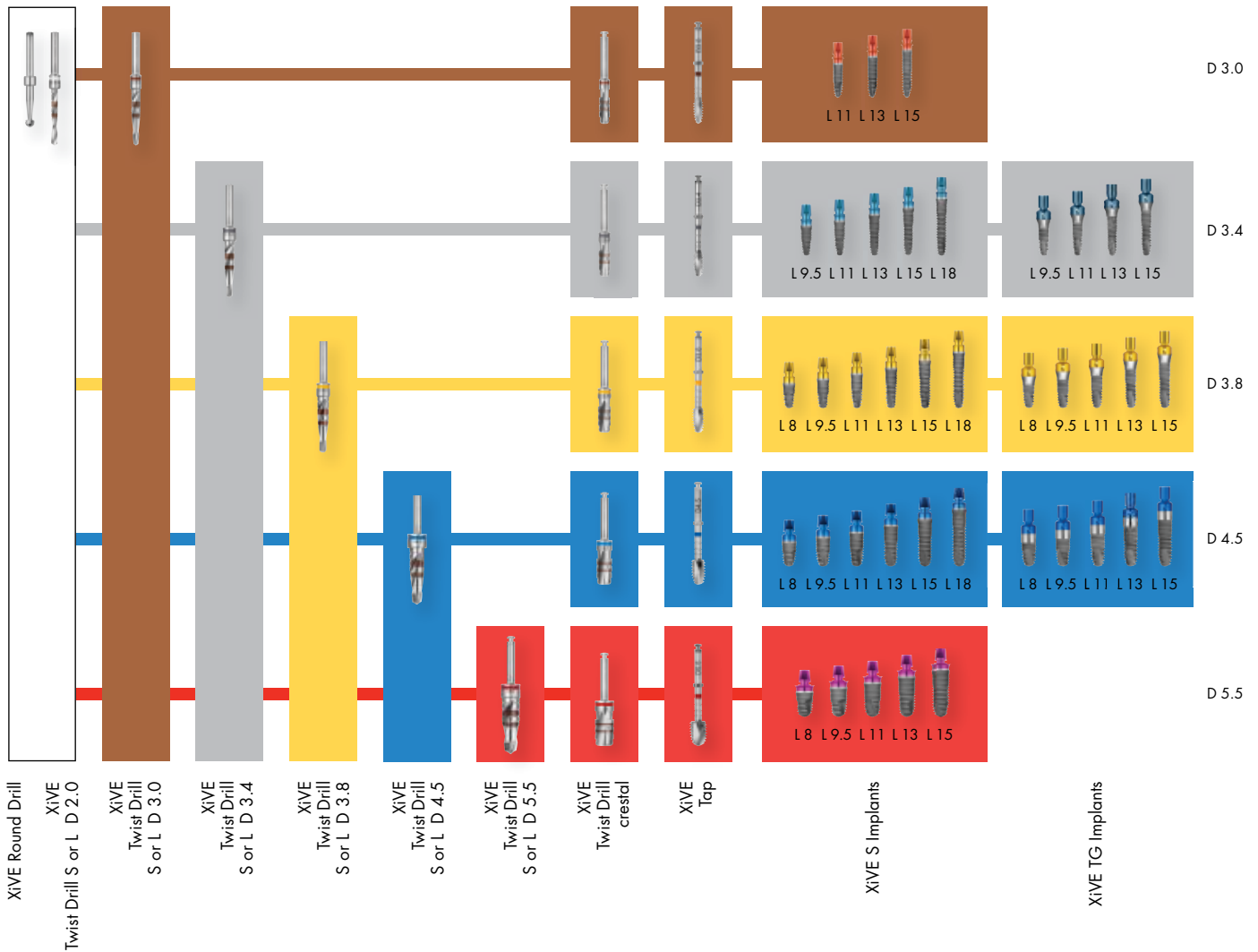
** Included in XiVE Surgical Kit D 3.0 – D 3.8 / S

All instruments are included in the XiVE Surgical Kit
 D 3.0 – D 5.5 / S + L

The XiVE® surgical procedure

Preparation of the implant site is the first step towards optimal stability. With XiVE, you can modify the surgical protocol during preparation depending on the bone quality. The depth of the final

crestal drilling and, in bone class D I, additional tapping will allow you to control the degree of bone condensation and with it the torques achieved during placement.



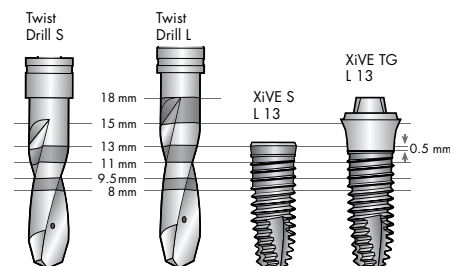
Pilot hole: XiVE D 2.0 Twist Drill

XiVE Twist Drills and Twist Drills crestal are used at 800 rpm. During the preparation make sure drills are adequately irrigated internally and externally. Optimum flow volume is guaranteed if separate sources are used for internal and external irrigation.

Marking: XiVE Round Drill

Preparation of the implant site: XiVE Twist Drill

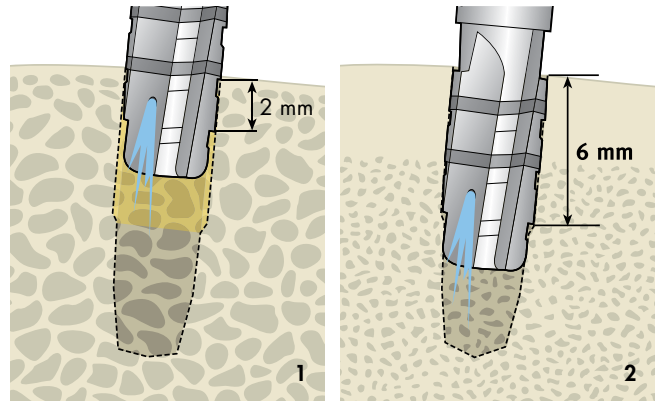
Starting with D 3.0 and increasing in diameter until the final implant diameter is reached.



Surgical instruments

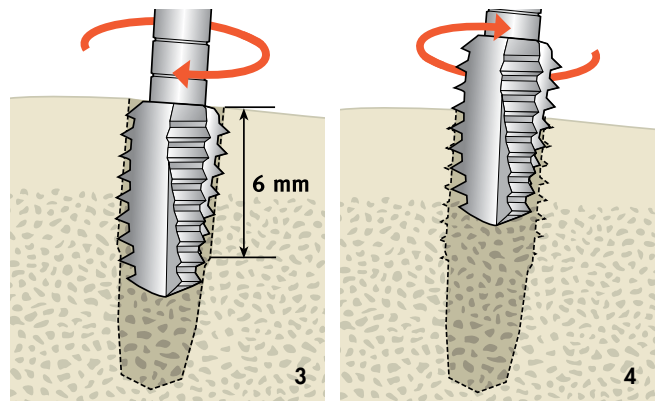
1-2 | Crestal preparation to achieve the internal condensation effect: XiVE Twist Drill crestal

The crestal drilling varies between 2 and 6 mm based on the bone quality. Thus, an optimal primary stability of the implant in all types of bone is achieved.



3-4 | If required, pre-tapping the implant thread:

In very cortical bone, pre-tapping of the implant site at 15 rpm is required in the crestal area after the initial 6 mm deep preparation. The XiVE Tap can be used to reduce the crestal torque achieved during insertion of implants.



Option: XiVE BoneCondenser

In cases of poor bone quality, XiVE BoneCondensers can be used for lateral and apical implant site condensation.

This improvement of bone quality and quantity enhances primary implant stabilization.



XiVE® Single-patient drills

XiVE Single-patient Drills

- Twist drills for implant site preparation up to the planned implant diameter in one patient

Continuing procedure:

The XiVE crestal twist drill (page 80) must be used in addition after reaching the required diameter.

In cortical bone (D I) the tap (page 80) must also be used.

The instruments for insertion and restoration of the implants are shown on page 85/86.

XiVE Single-Patient Drills – Single Articles (sterile)

Scale 1:1

∅
Length

□ **D 2.0**
L 8 – L 15

■ **D 3.0**
L 8 – L 15

■ **D 3.4**
L 8 – L 15

Order no.

26 – 1015

26 – 1025

26 – 1035



Scale 1:1

∅
Length

■ **D 3.8**
L 8 – L 15

■ **D 4.5**
L 8 – L 15

■ **D 5.5**
L 8 – L 15

Order no.

26 – 1045

26 – 1055

26 – 1065



Surgical instruments

XiVE® drills for multiple use

XiVE Round Drill^a



Scale 1:1

Order no. 26 – 1110

XiVE Twist Drill S^b (short) for implant lengths 8–15 mm



Scale 1:1

Ø	D 2.0	D 3.0	D 3.4	D 3.8	D 4.5	D 5.5
Length	L 8 – L 15	L 8 – L 15	L 8 – L 15	L 8 – L 15	L 8 – L 15	L 8 – L 15

Order no.	26 – 1115	26 – 1125	26 – 1135	26 – 1145	26 – 1155	26 – 1165
-----------	-----------	-----------	-----------	-----------	-----------	-----------

XiVE Twist Drill L^b (long) for implant lengths 8–18 mm



Scale 1:1


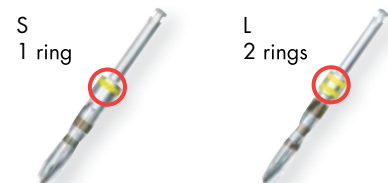
Ø	D 2.0	D 3.0	D 3.4	D 3.8	D 4.5	D 5.5
Length	L 8 – L 18	L 8 – L 18	L 8 – L 18	L 8 – L 18	L 8 – L 18	L 8 – L 18

Order no.	26 – 1118	26 – 1128	26 – 1138	26 – 1148	26 – 1158	26 – 1168
-----------	-----------	-----------	-----------	-----------	-----------	-----------

XiVE Twist Drill S and L

- For implant site preparation up to the planned implant diameter
- With internal irrigation
- Adaptation of the XiVE Twist Drills to the planned implant length with depth stops (page 81/82)

The XiVE Twist Drills S and L are provided with color-coded marking rings for clear distinction.



Please note:

Cutting instruments should generally be replaced after 20 cycles of use. Blunt or damaged instruments must be replaced immediately.

XiVE® drills for multiple use

XiVE Twist Drill crestal

- For crestal implant site preparation according to the bone quality once the planned implant diameter has been reached
- The Twist Drill crestal always has to be used

XiVE Twist Drill crestal⁶



Scale 1:1

∅ **D 3.0** **D 3.4** **D 3.8** **D 4.5** **D 5.5**

Order no.	26 - 1120	26 - 1130	26 - 1140	26 - 1150	26 - 1160
-----------	-----------	-----------	-----------	-----------	-----------

XiVE Tap

- For pre-tapping of the implant threads in cortical bone (D I)

XiVE Tap⁶



Scale 1:1

∅ **D 3.0** **D 3.4** **D 3.8** **D 4.5** **D 5.5**

Order no.	26 - 1122	26 - 1132	26 - 1142	26 - 1152	26 - 1162
-----------	-----------	-----------	-----------	-----------	-----------

Continuing procedure:

The instruments for insertion and restoration of the implants are shown on page 85/86.

Please note:

Cutting instruments should generally be replaced after 20 cycles of use. Blunt or damaged instruments must be replaced immediately.

XiVE® depth stops for twist drills SETS

XiVE Expert Security Kit / S+L

All depth stops required for using the universal XiVE twist drills, lengths S (short) and L (long).


XiVE Standard Security Kit / S

All depth stops required for using the universal XiVE twist drills, lengths S (short).

XiVE Depth Stops

- Safe implant site preparation by adaptation of the universal XiVE twist drills (multiple use) to the planned implant diameter

The XiVE Depth Stops S and L are provided with color-coded marking rings for clear distinction.



XiVE® depth stops for twist drills SINGLE ARTICLES

XiVE Depth Stop S^s (short)

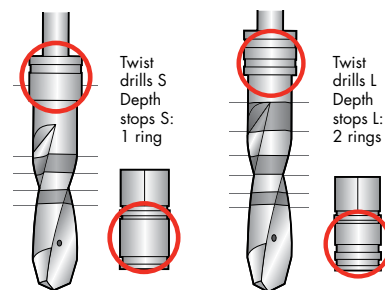
Scale 1:1					
∅	D 2.0 – D 3.0	D 2.0 – D 3.0	D 2.0 – D 3.0	D 2.0 – D 3.0	D 2.0 – D 3.0
Length	L 8	L 9.5	L 11	L 13	L 15
Order no.	26 – 1210	26 – 1211	26 – 1212	26 – 1213	26 – 1215

Scale 1:1					
∅	D 3.4 – D 3.8	D 3.4 – D 3.8	D 3.4 – D 3.8	D 3.4 – D 3.8	D 3.4 – D 3.8
Length	L 8	L 9.5	L 11	L 13	L 15
Order no.	26 – 1230	26 – 1231	26 – 1232	26 – 1233	26 – 1235

Scale 1:1					
∅	D 4.5 – D 5.5	D 4.5 – D 5.5	D 4.5 – D 5.5	D 4.5 – D 5.5	D 4.5 – D 5.5
Length	L 8	L 9.5	L 11	L 13	L 15
Order no.	26 – 1250	26 – 1251	26 – 1252	26 – 1253	26 – 1255

INSTRUMENTS

No instruments are required for placing and removing the XiVE depth stops.









XiVE® depth stops for twist drills







SINGLE ARTICLES







INSTRUMENTS

No instruments are required for placing and removing the XiVE depth stops.

XiVE Depth Stop L⁶ (long)

						
Scale 1:1						
∅	D 2.0 – D 3.0	D 2.0 – D 3.0	D 2.0 – D 3.0	D 2.0 – D 3.0	D 2.0 – D 3.0	D 2.0 – D 3.0
Length	L 8	L 9.5	L 11	L 13	L 15	L 18
Order no.	26 – 1310	26 – 1311	26 – 1312	26 – 1313	26 – 1315	26 – 1318

						
Scale 1:1						
∅	D 3.4 – D 3.8	D 3.4 – D 3.8	D 3.4 – D 3.8	D 3.4 – D 3.8	D 3.4 – D 3.8	D 3.4 – D 3.8
Length	L 8	L 9.5	L 11	L 13	L 15	L 18
Order no.	26 – 1330	26 – 1331	26 – 1332	26 – 1333	26 – 1335	26 – 1338

						
Scale 1:1						
∅	D 4.5 – D 5.5	D 4.5 – D 5.5	D 4.5 – D 5.5	D 4.5 – D 5.5	D 4.5 – D 5.5	D 4.5 – D 5.5
Length	L 8	L 9.5	L 11	L 13	L 15	L 18
Order no.	26 – 1350	26 – 1351	26 – 1352	26 – 1353	26 – 1355	26 – 1358

XiVE Security Kit Tray (empty)

Order no.	26 – 1390
-----------	-----------

Surgical instruments

XiVE® BoneCondenser SETS AND SINGLE ARTICLES

XiVE BoneCondenser, straight^{25/6}



Reduced scale

∅ □ D 2.0 ■ D 3.0 ■ D 3.4 ■ D 3.8 ■ D 4.5 ■ D 5.5


Order no.	26 - 1610	26 - 1620	26 - 1630	26 - 1640	26 - 1650	26 - 1660
-----------	-----------	-----------	-----------	-----------	-----------	-----------

XiVE BoneCondenser

- For lateral and apical bone condensing in reduced bone quality
- For improving bone quality and quantity with increased primary stability of implants
- Universal length with depth marks at the working tips

XiVE BoneCondenser, angled

- When limited space is available and for the posterior region



XiVE BoneCondenser, angled^{25/6}



Reduced scale

∅ □ D 2.0 ■ D 3.0 ■ D 3.4 ■ D 3.8 ■ D 4.5 ■ D 5.5

Order no.	26 - 1615	26 - 1625	26 - 1635	26 - 1645	26 - 1655	26 - 1665
-----------	-----------	-----------	-----------	-----------	-----------	-----------

XiVE Instrument-Set BoneCondenser straight and angled

Tray with all XiVE BoneCondensers,
straight and angled

Order no.	26 - 1600
-----------	-----------

XiVE Instrument-Set BoneCondenser straight

Tray with all XiVE BoneCondensers,
straight

Order no.	26 - 1603
-----------	-----------

XiVE Instrument-Set BoneCondenser angled

Tray with all XiVE BoneCondensers,
angled

Order no.	26 - 1606
-----------	-----------

Other instruments for implant site preparation

Please note the instructions for use!

XiVE Trephine Drill⁶



Scale 1:1

∅	D 3.0	D 3.4	D 3.8	D 4.5	D 5.5
Length	L 8 – L 18	L 8 – L 18	L 8 – L 18	L 8 – L 18	L 8 – L 18

Order no.	26 – 1129	26 – 1139	26 – 1149	26 – 1159	26 – 1169
-----------	-----------	-----------	-----------	-----------	-----------

FRIADENT Drill Extension

The drill extension must always be used with the long internal irrigation tube.

FRIADENT Paralleling Pin²



Scale 1:1

D 2.0/D 3.0

Order no.	45 – 5106	91 – 0003
-----------	-----------	-----------

FRIADENT Drill Cleaning Instrument⁶



Reduced scale

FRIOS Contra-angle Handpiece 20:1 Irrigation Tube



FRIADENT Long Internal Irrigation Tube⁶ (for Drill Extension)



Order no.	45 – 5280	90 – 5042	90 – 5043
-----------	-----------	-----------	-----------

Surgical instruments

Instruments for implant placement

XiVE Implant Driver S⁶ (short)

Scale 1:1



■ for XiVE S implants
D 3.0



■ for XiVE S implants
D 3.4 and TempBase



■ ■ ■ for XiVE S implants
D 3.8 – D 5.5

XiVE Implant Drivers and Hex Drivers

- All instruments can be used either with the contra-angle handpiece or the XiVE ratchet

For placing XiVE S implants with the TempBase (standard procedure), only the XiVE Implant Driver for XiVE S Implants D 3.4 and TempBase is needed, regardless of the implant diameter.

The implant drivers of other diameters are applied only when placing the implants using the implant internal geometry.

Order no.

26 – 6030

26 – 6040

26 – 6050

XiVE Implant Driver L⁶ (long)

Scale 1:1



■ for XiVE S implants
D 3.0



■ for XiVE S implants
D 3.4 and TempBase



■ ■ ■ for XiVE S implants
D 3.8 – D 5.5

Order no.

26 – 6035

26 – 6045

26 – 6055

XiVE TG Implant Driver⁶

Scale 1:1



■ ■ ■ for XiVE TG Implants
D 3.4 – D 4.5

Order no.

25 – 6010

XiVE Hex Driver⁶



0.9 mm/S (short)

Order no.

26 – 6190



0.9 mm/L (long)

Order no.

26 – 6195

Instruments for implant placement

XiVE Ratchet Insert for Instruments

- For fixing the instruments with ISO-shaft to the ratchet. These instruments can be used either with the contra-angle handpiece or the ratchet.

XiVE Ratchet⁶

Reduced scale



XiVE Ratchet Insert for Instruments⁶



Order no.

45 – 6020

26 – 6120

XiVE Extension Instrument⁶

Reduced scale



FRIADENT Implant Driver Manual long⁶



Order no.

26 – 6130

46 – 5880

XiVE Surgical Ratchet with Torque Indication

- Increased safety for manual screwing of implants
- Readable torque indicator
- Adjustable clockwise and counterclockwise rotation

XiVE Surgical Ratchet with Torque Indication⁶

Reduced scale



Order no.

45 – 6010

Surgical instruments

Instruments for uncover

FRIADENT Tissue Punch[®]

Scale 1:1



∅	D 3.0	D 3.4	D 3.8	D 4.5	D 5.5
Order no.	45 - 5665	45 - 5666	45 - 5660	45 - 5661	45 - 5662

Guided surgery instruments

DRILLS

XiVE Soft Tissue Punch GS

- For the minimally-invasive exposure of the surgical site

Please note:
Instruments named "GS" are only for use with Guided Surgery procedures.

XiVE Soft Tissue Punch[®] GS



Scale 1:1


∅ **D 3.0 GS** **D 3.4 GS** **D 3.8 GS** **D 4.5 GS**

Order no.	26 – 5201	26 – 5301	26 – 5401	26 – 5501
-----------	-----------	-----------	-----------	-----------

XiVE Initial Drill GS (Guided Surgery)

- For removal of soft-tissue residue after use of the mucosa punch
- For smoothing the planned implant position (specific to the implant diameter)

XiVE Initial Drill[®] GS



Scale 1:1

∅ **D 3.0 GS** **D 3.4 GS** **D 3.8 GS** **D 4.5 GS**

Order no.	26 – 5202	26 – 5302	26 – 5402	26 – 5502
-----------	-----------	-----------	-----------	-----------

XiVE Twist Drill GS

- Drills in implant length for implant site preparation up to the planned implant diameter
- The drills are guided in the surgical template by the sleeve for twist drills (sleeve-on-drill system)

XiVE Twist Drill[®] GS



Scale 1:1

∅ **D 2.0 GS** **D 3.0 GS** **D 3.4 GS** **D 3.8 GS** **D 4.5 GS**
Length L 8 L 8 L 8 L 8 L 8

Order no.	26 – 5108	26 – 5208	26 – 5308	26 – 5408	26 – 5508
-----------	-----------	-----------	-----------	-----------	-----------

Surgical instruments

XiVE Twist Drill[®] GS

Please note:

Cutting instruments should generally be replaced after 20 cycles of use. Blunt or damaged instruments must be replaced immediately.



Scale 1:1

∅ Length □ D 2.0 GS L 9.5 ■ D 3.0 GS L 9.5 ■ D 3.4 GS L 9.5 ■ D 3.8 GS L 9.5 ■ D 4.5 GS L 9.5

Order no. 26 - 5195 26 - 5295 26 - 5395 26 - 5495 26 - 5595



Scale 1:1

∅ Length □ D 2.0 GS L 11 ■ D 3.0 GS L 11 ■ D 3.4 GS L 11 ■ D 3.8 GS L 11 ■ D 4.5 GS L 11

Order no. 26 - 5111 26 - 5211 26 - 5311 26 - 5411 26 - 5511



Scale 1:1

∅ Length □ D 2.0 GS L 13 ■ D 3.0 GS L 13 ■ D 3.4 GS L 13 ■ D 3.8 GS L 13 ■ D 4.5 GS L 13

Order no. 26 - 5113 26 - 5213 26 - 5313 26 - 5413 26 - 5513

Guided surgery instruments

DRILLS

XiVE Twist Drill[®] GS



Scale 1:1


Ø	D 2.0 GS	D 3.0 GS	D 3.4 GS	D 3.8 GS	D 4.5 GS
Length	L 15	L 15	L 15	L 15	L 15

Order no.	26 – 5115	26 – 5215	26 – 5315	26 – 5415	26 – 5515
-----------	-----------	-----------	-----------	-----------	-----------

XiVE Twist Drill crestal GS

- For crestal implant site preparation according to the bone quality once the planned implant diameter has been reached
- The Twist Drill crestal always has to be used

XiVE Twist Drill crestal[®] GS



Scale 1:1

Ø	D 3.0 GS	D 3.4 GS	D 3.8 GS	D 4.5 GS
---	----------	----------	----------	----------

Order no.	26 – 5020	26 – 5030	26 – 5040	26 – 5050
-----------	-----------	-----------	-----------	-----------

XiVE Tap GS

- For pre-tapping of the implant threads in cortical bone (D I)

XiVE Tap[®] GS



Scale 1:1

Ø	D 3.0 GS	D 3.4 GS	D 3.8 GS	D 4.5 GS
---	----------	----------	----------	----------

Order no.	26 – 5022	26 – 5032	26 – 5042	26 – 5052
-----------	-----------	-----------	-----------	-----------

Guided surgery instruments

XiVE® SLEEVES

XiVE Narrow Sleeve for Twist Drill® GS Set



Scale 1:1



∅ D 2.0 – D 3.8

Order no. 26 – 5605

Sleeves for Twist Drills

- For safe guidance of the drills in the surgical template (sleeve-on-drill system)

INSTRUMENTS

No instruments are required for mounting the XiVE sleeves to the drills and implant drivers.

XiVE Narrow sleeve for twist Drill® GS



Scale 1:1



∅ D 2.0 D 3.0 D 3.4 D 3.8

Order no. 26 – 5105

26 – 5205

26 – 5305

26 – 5405

XiVE Wide Sleeve for Twist Drill® GS Set



Scale 1:1



∅ D 2.0 – D 4.5

Order no. 26 – 5603

XiVE Wide Sleeve for Twist Drill® GS



Scale 1:1



∅ D 2.0 D 3.0 D 3.4 D 3.8 D 4.5

Order no. 26 – 5103

26 – 5203

26 – 5303

26 – 5403

26 – 5503

Guided surgery instruments

IMPLANT DRIVERS

XiVE Implant Driver GS

- Available in two lengths as well as narrow and wide diameters for screwing in XiVE S implants D 3.0 – D 4.5 via the TempBase
- Sleeves can be ordered separately as spare parts

Please see page 85/86 for more instruments for the insertion and restoration of XiVE implants

XiVE Implant Driver⁶ GS for TempBase

Scale 1:1



short, narrow

short, wide

long, narrow

long, wide

Order no.

26 – 5700

26 – 5701

26 – 5702

26 – 5703

XiVE Wide Sleeve for Implant Driver⁶ GS

Scale 1:1



XiVE Narrow Sleeve for Implant Driver⁶ GS



Order no.

26 – 5704

26 – 5705

Guided surgery instruments

STABILIZATION ABUTMENTS

XiVE Stabilization abutment GS for TempBase

- For securing the drill guide against lateral movement and twisting when preparing several implant sites.

XiVE Stabilization Abutment⁶ GS for TempBase

Scale 1:1



narrow



wide

Order no.

26 – 5850

26 – 5852

Surgical instruments

Surgical unit

FRIOS Unit S/i

Included: FRIOS Unit S/i with surgical motor (cable length 1.8 m), stand for motor, stand for irrigation bag, foot control, mains cable, locking pin for motor, set of hose rings (5 pieces), coolant hose



FRIOS Unit S/i

- Easy user concept, specially designed for implant surgery
- Powerful surgical motor with utmost running smoothness
- User-oriented program sequence with tapping function directly controlled by pushbutton

Reduced scale

V 220 – 240 AC

V 100 – 130 AC

Order no.

90 – 6600

90 – 6605

FRIOS Contra-angle Handpiece



Reduced scale

WS-75
20:1
demountable

WI-75
20:1

WI-75
LED G

Order no.

90 – 6720

90 – 6710

90 – 6810

FRIOS Contra-angle Handpieces

- Patented hexagon clamping system for smooth treatment sequence and less wear of instruments
- Demountable version with 90°-rotatable head for areas that are difficult to access which meets most demanding hygiene requirements
- LED version with neutral white-light with high luminosity and a wider field of illumination than conventional halogen lamps

Note for FRIOS Unit S users:
Problems of compatibility may occur when using these contra-angle handpieces with the FRIOS Unit S.
Please contact your distributor prior to ordering or initial operation.

FRIOS Handpiece



Reduced scale

straight
1:1

angled
1:1

straight
SI-11
LED G

Order no.

90 – 5030

90 – 5050

90 – 6850

Surgical unit

ACCESSORIES

For availability of further spare parts and accessories for FRIOS Unit S/i, FRIOS Unit S and FRIOS Unit E please contact your DENTSPLY Implants distributor.

FRIOS Unit S/i Surgical Motor (cable length 1.8 m)

Suitable for FRIOS Unit S/i

Order no.	90 – 6620
-----------	-----------

FRIOS Unit S/i Foot Control

Suitable for FRIOS Unit S/i

Order no.	90 – 6630
-----------	-----------

Internal Irrigation Tube for FRIOS Contra-angle Handpiece 20:1

Suitable for FRIOS Unit S/i and FRIOS Unit S

Order no.	90 – 5042
-----------	-----------

Internal Irrigation Tube, long (for Drill Extension)

Suitable for FRIOS Unit S/i and FRIOS Unit S

Order no.	90 – 5043
-----------	-----------

FRIOS Unit S, FRIOS Unit E Sterile Cover Foil for Surgical Motor (10 pieces)

Suitable for all FRIOS Surgical Units

Order no.	90 – 6442
-----------	-----------

FRIOS Unit S Set Hose Rings (5 pieces)

Suitable for all FRIOS Surgical Units

Order no.	90 – 6443
-----------	-----------

FRIOS Unit S Surgical Motor (cable length 1.8 m)

Suitable for FRIOS Unit S

Order no.	90 – 6410
-----------	-----------

FRIOS Unit S Foot Control ON/OFF

Suitable for FRIOS Unit S

Order no.	90 – 6420
-----------	-----------

COOLANT HOSES

FRIOS Unit S/i Coolant Hose (motor cable 2.2 m/5 pieces)



Reduced scale

Order no.	90 – 6446
-----------	-----------

FRIOS ISU Coolant Hose universal (5 pieces), also suitable for ASU



Order no.	90 – 5005
-----------	-----------

FRIOS Unit S Coolant Hose (motor cable 1.8 m/ 5 pieces)



Order no.	90 – 6440
-----------	-----------

FRIOS Unit S Coolant Hose (motor cable 3.5 m/3 pieces)

Reduced scale

Order no.	90 – 6441
-----------	-----------

FRIOS Unit E Coolant Hose (motor cable 1.8 m/5 pieces), with Luer-Lock connection for three-way stopcock



Order no.	90 – 6542
-----------	-----------

Prosthetic instruments

Prosthetic instrument sets

FRIADENT Prosthetic Set Mini



Reduced scale

XiVE Prosthetic Tray



FRIADENT Prosthetic Set Mini

The Prosthetic Set Mini includes all instruments required for the prosthetic delivery of implant restorations (without MP).

XiVE Basic Set Prosthetics

The set includes all instruments required for impression making and prosthetics. The instruments are supplied in the XiVE Prosthetic Tray.

Order no.	46 – 7000	26 – 8020
-----------	-----------	-----------

FRIADENT Prosthetic Set Mini (empty)

FRIADENT Prosthetic Tray (empty)

Order no.	46 – 7001	26 – 8025
-----------	-----------	-----------

Contents Prosthetic Tray:	Prosthetic Set Mini	Prosthetic Tray
Ratchet	■	■
Handpiece Hex Driver 0.9 mm / short	■	■
Handpiece Hex Driver 0.9mm / long		■
Handpiece Hex Driver 1.22 mm / short	■	■
Handpiece Hex Driver 1.22 mm / long		■
Handle for Handpiece Hex Driver		■
Ratchet Hex Driver 0.9mm / short		■
Ratchet Hex Driver 0.9mm / long		■
Ratchet Hex Driver 1.22mm / short		■
Ratchet Hex Driver 1.22mm / long		■
Seating Instrument for Attachment Insert and MP Insert		■
Handpiece Seating Instrument for MP Insert		■
Ratchet Seating Instrument or MP Insert Screw		■
Select Try-in Abutment straight D 3.0 / A 0		■
Select Try-in Abutment straight D 3.4 / A 0		■
Select Try-in Abutment straight D 3.8 / A 0		■
Select Try-in Abutment straight D 4.5 / A 0		■
Select Try-in Abutment straight D 5.5 / A 0		■
Select Try-in Abutment angled D 3.0 / A 15		■
Select Try-in Abutment angled D 3.4 / A 15		■
Select Try-in Abutment angled D 3.8 / A 15		■

Single instruments

FRIADENT Ratchet⁶ without inserts



Reduced scale

Order no.	45 – 5709
-----------	-----------

FRIADENT Ratchet Hex Driver⁶ with torque limit



Reduced scale

Width 0.9 mm
14 Ncm / short

Width 0.9 mm
14 Ncm / long

Width 1.22 mm
24 Ncm / short

Width 1.22 mm
24 Ncm / long

Order no.	45 – 5732	45 – 5733	45 – 5734	45 – 5736
-----------	-----------	-----------	-----------	-----------

FRIADENT Ratchet Slot Screwdriver⁶ with torque limit



Reduced scale

Blade width 2.0 mm
14 Ncm / short

Blade width 2.0 mm
14 Ncm / long

Order no.	45 – 5714	45 – 5722
-----------	-----------	-----------

Single instruments



FRIADENT Handpiece Hex Driver⁶

Reduced scale

			
Width 0.9 mm short	Width 0.9 mm long	Width 1.22 mm short	Width 1.22 mm long
Order no. 46 – 5710	Order no. 46 – 5720	Order no. 46 – 5711	Order no. 46 – 5721

FRIADENT Handpiece Slot Screwdriver⁶

Reduced scale

	
Blade width 2.0 mm short	Blade width 2.0 mm long
Order no. 46 – 5712	Order no. 46 – 5722

This handle fits all contra-angle handpiece drivers.

The 0.9 mm FRIADENT Hex Driver without torque limit is recommended for regions with limited access.

FRIADENT Handle for Handpiece Hex Driver⁶

Reduced scale

	
Order no. 46 – 5750	Width 0.9 mm Order no. 45 – 5650

FRIADENT Mounting Device for Hex Driver

Reduced scale


Order no. 45 – 5618

Prosthetic instruments

FRIADENT CeraBase Diamond Drill

Reduced scale



Medium



Fine

Order no.

45 – 5753

45 – 5755

FRIADENT Seating Instrument² for Transfer Coping

Reduced scale



Order no.

45 – 5605

FRIADENT Seating Instrument² for Attachment Insert and MP Insert



Order no.

45 – 5617

FRIADENT Ratchet Seating Instrument⁶ for MP Insert Screw with torque limit

Reduced scale



Order no.

46 – 5610

FRIADENT Handpiece Seating Instrument⁶ for MP Insert Screw for contra-angle handpiece



Order no.

46 – 5615

FRIADENT Activator⁴ for Ball and Socket Attachment

Reduced scale



Order no.

45 – 5621

FRIADENT Deactivator⁴ for Ball and Socket Attachment



Order no.

45 – 5622

Single instruments

LOCATOR Core Tool[®] 3-piece
With LOCATOR Abutment Holder Sleeve

Reduced scale



Order no.	45 – 3340
-----------	-----------

FRIADENT LOCATOR
Insert for Prosthetic Ratchet[®]

Reduced scale



Order no.	45 – 3344
-----------	-----------

LOCATOR
Angle Measurement
Guide^{®1}



Order no.	45 – 3345
-----------	-----------

FRIADENT
Bar Clip Activator[®]



Order no.	45 – 5623
-----------	-----------

FRIADENT Finisher^{®6/10}
for Horizontal Screw Set

Reduced scale



Order no.	45 – 5702
-----------	-----------

FRIADENT Finisher^{®6/10}
for Abutment Seat for
Screw-retained Suprastructures



∅ ■ ■ ■ **D 3.4 – D 4.5**

Order no.	45 – 5705
-----------	-----------

FRIADENT Finisher^{®6/10}
for Screw Head Seat
for Screw-retained
Suprastructures



■ **D 5.5**

Order no.	45 – 5707
-----------	-----------



Order no.	45 – 5700
-----------	-----------

Demo models

FRIADENT Acrylic Model Maxilla without prosthetics
(ANKYLOS, XiVE, FRIALIT)

Reduced scale



FRIADENT Acrylic Model Maxilla with prosthetics
(ANKYLOS, XiVE, FRIALIT)



Order no.

45 – 9981

45 – 9982

XiVE Acrylic Model Mandible without prosthetics
(bar construction)

Reduced scale



XiVE Acrylic Model Mandible with prosthetics
(bar construction)



Order no.

45 – 9985

45 – 9986

XiVE Large Scale Model Set 5:1




Reduced scale

Order no.

26 – 9110

Patient information material

DENTSPLY Implants Waiting Room Brochure



DENTSPLY Implants Implant Pass



Order no.	32670326 – USX	32670506 – ML
-----------	----------------	---------------

Materials

Metals

Type	Index	Composition
Titanium	1	Ti grade 1
Titanium	2	Ti grade 2
Titanium	3	Ti grade 4
Titanium	4	Ti6Al4V grade 5
Aluminium	5	AlMg ₃
Stainless steel	6	Surgical Steel
Stainless steel	49	316L SS SS/303 SE
Stainless steel	51	316L SS
Brass	7	CuZn
Cast-to alloy*	8	Au: 60%, Pt: 19%, Pd: 20%, Ir: 1%
Gold alloy**	9	Au:68,6%, Pt:2,4%, Pd:4%, Ag: 11,8%, Cu: 10,6%, Ir:0,1%, Zn:2,5%
Hard metal	10	K 40
Polyethylene/Aluminium	42	LDPE/6061 T6 Al
Polyamide/Polyethylene/Stainless steel/Plastics	43	Nylon/LDPE/Ti6Al4V/Silicone Rubber
Polyamide/Polyethylene/Stainless steel/Plastics	44	Nylon/LDPE/303 SE SS/Silicone Rubber
Aluminium	45	6061 T6 Aluminium

* TEC $11.9 \times 10^6 \text{ K}^{-1}$, pre-heating temperature < 850°C, cast temperature < 1450°C; ** melting interval from 880 – 940°C

Plastics

Type	Index	Composition
Polyoxymethylene (POM)	20	
Polymethylmethacrylate (PMMA)	21	
Polystyrene	22	
Polytetrafluorethylene	23	
Polyetheretherketone (PEEK)	24	
Polyetherimide	25	
Silicone	26	
Silicone	47	Silicone Rubber
Polycarbonate	27	
Polypropylene	28	
Polyamide	41	Zytel 1011 Nylon
Polyethylene/Aluminium	42	LDPE/6061 T6 Al
Polyamide/Polyethylene/Stainless steel/Plastics	43	Nylon/LDPE/Ti6Al4V/Silicone Rubber
Polyamide/Polyethylene/Stainless steel/Plastics	44	Nylon/LDPE/303 SE SS/Silicone Rubber
Polyethylene	46	LDPE
Polyoxymethylene	48	MS-002, DELRIN, 1/4"
Polysulfone	50	MS-013-1 POLYSULFONE (3/8")

Ceramics

Type	Index	Composition
Aluminium oxide	30	Al ₂ O ₃
Hydroxyapatite	31	Ca ₅ (PO ₄) ₃ OH
Zirconium dioxide	32	ZrO ₂

Index

Order No.	Article	Page	Order No.	Article	Page
25 – 1400	XiVE TG Implant Cover Screw	20	25 – 5206	XiVE Radiographic Template XiVE TG (transgingival)	71
25 – 1600	XiVE TG Transfer Impression Coping D 3.4 – D 4.5	64	25 – 6010	XiVE TG Implant Driver for XiVE TG Implants D 3.4 – D 4.5	85
25 – 1605	XiVE TG Transfer Impression Coping (short) D 3.4 – D 4.5	64	25 – 9100	XiVE TG Clinical Set Transfer Impression D 3.4 – D 4.5	64
25 – 1701	XiVE TG PickUp Guide Pin D 3.4 – D 4.5	64	25 – 9105	XiVE TG Clinical Set Transfer Impression (short) D 3.4 – D 4.5	64
25 – 1805	XiVE TG PickUp Impression Coping D 3.4 – D 4.5 with PickUp Guide Pin	64	25 – 9112	XiVE TG Clinical Set PickUp Impression D 3.4 – D 4.5	64
25 – 2431	XiVE TG plus Implant D 3.4 / L 9.5	21	25 – 9200	XiVE TG Clinical Set Cover Screw	20
25 – 2432	XiVE TG plus Implant D 3.4 / L 11	21	25 – 9305	XiVE TG Lab Set Implant-Soldering Analog (bridge) D 3.4 – D 4.5	65
25 – 2433	XiVE TG plus Implant D 3.4 / L 13	21	25 – 9306	XiVE TG Lab Set Implant-Soldering Analog (bar) D 3.4 – D 4.5	65
25 – 2435	XiVE TG plus Implant D 3.4 / L 15	21	25 – 9405	XiVE TG Implant-Soldering Analog D 3.4 – D 4.5	65
25 – 2440	XiVE TG plus Implant D 3.8 / L 8	21	25 – 9600	XiVE TG Lab Set Gold Bar Coping D 3.4 – D 4.5	68
25 – 2441	XiVE TG plus Implant D 3.8 / L 9.5	21	25 – 9700	XiVE TG Lab Set Titanium Bar Coping D 3.4 – D 4.5	68
25 – 2442	XiVE TG plus Implant D 3.8 / L 11	21	25 – 9800	XiVE TG Lab Set Castable Bar Coping D 3.4 – D 4.5	68
25 – 2443	XiVE TG plus Implant D 3.8 / L 13	21	25 – 9900	XiVE TG Lab Set Bridge Castable Waxing Sleeve D 3.4 – D 4.5	66
25 – 2445	XiVE TG plus Implant D 3.8 / L 15	21	25 – 9905	XiVE TG Lab Set Bridge Cast-to Waxing Sleeve D 3.4 – D 4.5	66
25 – 2450	XiVE TG plus Implant D 4.5 / L 8	21	26 – 1015	XiVE Single-patient Drill D 2.0 / L 8 – L 15	78
25 – 2451	XiVE TG plus Implant D 4.5 / L 9.5	21	26 – 1025	XiVE Single-patient Drill D 3.0 / L 8 – L 15	78
25 – 2452	XiVE TG plus Implant D 4.5 / L 11	21	26 – 1035	XiVE Single-patient Drill D 3.4 / L 8 – L 15	78
25 – 2453	XiVE TG plus Implant D 4.5 / L 13	21	26 – 1045	XiVE Single-patient Drill D 3.8 / L 8 – L 15	78
25 – 2455	XiVE TG plus Implant D 4.5 / L 15	21	26 – 1055	XiVE Single-patient Drill D 4.5 / L 8 – L 15	78
25 – 4010	XiVE TG Implant-Soldering Analog D 3.4 – D 4.5	65	26 – 1065	XiVE Single-patient Drill D 5.5 / L 8 – L 15	78
25 – 4105	XiVE TG Lab Set Soldering Analog Bridge D 3.4 – D 4.5	65	26 – 1110	XiVE Round Drill	79
25 – 4106	XiVE TG Lab Set Soldering Analog Bar D 3.4 – D 4.5	65	26 – 1115	XiVE Twist Drill S (short) D 2.0 / L 8 – 15	79
25 – 4200	XiVE TG Coping Screw	68	26 – 1118	XiVE Twist Drill L (long) D 2.0 / L 8 – 18	79
25 – 4240	XiVE TG Gold Bar Coping D 3.4 – D 4.5	68	26 – 1120	XiVE Twist Drill crestal D 3.0	80
25 – 4241	XiVE TG Titanium Bar Coping D 3.4 – D 4.5	68	26 – 1122	XiVE Tap D 3.0	80
25 – 4242	XiVE TG Castable Bar Coping D 3.4 – D 4.5	68	26 – 1125	XiVE Twist Drill S (short) D 3.0 / L 8 – 15	79
25 – 4245	XiVE TG Castable Waxing Sleeve D 3.4 – D 4.5	66	26 – 1128	XiVE Twist Drill L (long) D 3.0 / L 8 – 18	79
25 – 4246	XiVE TG Cast-to Waxing Sleeve D 3.4 – D 4.5	66	26 – 1129	XiVE Trephine Drill D 3.0 / L 8 – L 18	84
25 – 4300	XiVE TG Abutment Screw D 3.4 – D 4.5	67	26 – 1130	XiVE Twist Drill crestal D 3.4	80
25 – 4401	XiVE TG Attachment D 3.4 – D 4.5	69	26 – 1132	XiVE Tap D 3.4	80
25 – 4500	XiVE TG Abutment straight / A 0 D 3.4 – D 4.5	67	26 – 1135	XiVE Twist Drill S (short) D 3.4 / L 8 – 15	79
25 – 4510	XiVE TG Abutment angled / A 15 D 3.4 – D 4.5	67			
25 – 4520	XiVE TG AuroBase D 3.4 – D 4.5	67			

Product index

Order No.	Article	Page
26 – 1138	XiVE Twist Drill L (long) D 3.4 / L 8 – 18	79
26 – 1139	XiVE Trepine Drill D 3.4 / L 8 – L 18	84
26 – 1140	XiVE Twist Drill crestal D 3.8	80
26 – 1142	XiVE Tap D 3.8	80
26 – 1145	XiVE Twist Drill S (short) D 3.8 / L 8 – 15	79
26 – 1148	XiVE Twist Drill L (long) D 3.8 / L 8 – 18	79
26 – 1149	XiVE Trepine Drill D 3.8 / L 8 – L 18	84
26 – 1150	XiVE Twist Drill crestal D 4.5	80
26 – 1152	XiVE Tap D 4.5	80
26 – 1155	XiVE Twist Drill S (short) D 4.5 / L 8 – 15	79
26 – 1158	XiVE Twist Drill L (long) D 4.5 / L 8 – 18	79
26 – 1159	XiVE Trepine Drill D 4.5 / L 8 – L 18	84
26 – 1160	XiVE Twist Drill crestal D 5.5	80
26 – 1162	XiVE Tap D 5.5	80
26 – 1165	XiVE Twist Drill S (short) D 5.5 / L 8 – 15	79
26 – 1168	XiVE Twist Drill L (long) D 5.5 / L 8 – 18	79
26 – 1169	XiVE Trepine Drill D 5.5 / L 8 – L 18	84
26 – 1200	XiVE Expert Security Kit / S+L	81
26 – 1205	XiVE Standard Security Kit / S	81
26 – 1210	XiVE Depth Stop S (short) D 2.0 – D 3.0 / L 8	81
26 – 1211	XiVE Depth Stop S (short) D 2.0 – D 3.0 / L 9.5	81
26 – 1212	XiVE Depth Stop S (short) D 2.0 – D 3.0 / L 11	81
26 – 1213	XiVE Depth Stop S (short) D 2.0 – D 3.0 / L 13	81
26 – 1215	XiVE Depth Stop S (short) D 2.0 – D 3.0 / L 15	81
26 – 1230	XiVE Depth Stop S (short) D 3.4 – D 3.8 / L 8	81
26 – 1231	XiVE Depth Stop S (short) D 3.4 – D 3.8 / L 9.5	81
26 – 1232	XiVE Depth Stop S (short) D 3.4 – D 3.8 / L 11	81
26 – 1233	XiVE Depth Stop S (short) D 3.4 – D 3.8 / L 13	81
26 – 1235	XiVE Depth Stop S (short) D 3.4 – D 3.8 / L 15	81
26 – 1250	XiVE Depth Stop S (short) D 4.5 – D 5.5 / L 8	81
26 – 1251	XiVE Depth Stop S (short) D 4.5 – D 5.5 / L 9.5	81
26 – 1252	XiVE Depth Stop S (short) D 4.5 – D 5.5 / L 11	81
26 – 1253	XiVE Depth Stop S (short) D 4.5 – D 5.5 / L 13	81
26 – 1255	XiVE Depth Stop S (short) D 4.5 – D 5.5 / L 15	81
26 – 1310	XiVE Depth Stop L (long) D 2.0 – D 3.0 / L 8	82
26 – 1311	XiVE Depth Stop L (long) D 2.0 – D 3.0 / L 9.5	82
26 – 1312	XiVE Depth Stop L (long) D 2.0 – D 3.0 / L 11	82
26 – 1313	XiVE Depth Stop L (long) D 2.0 – D 3.0 / L 13	82

Order No.	Article	Page
26 – 1315	XiVE Depth Stop L (long) D 2.0 – D 3.0 / L 15	82
26 – 1318	XiVE Depth Stop L (long) D 2.0 – D 3.0 / L 18	82
26 – 1330	XiVE Depth Stop L (long) D 3.4 – D 3.8 / L 8	82
26 – 1331	XiVE Depth Stop L (long) D 3.4 – D 3.8 / L 9.5	82
26 – 1332	XiVE Depth Stop L (long) D 3.4 – D 3.8 / L 11	82
26 – 1333	XiVE Depth Stop L (long) D 3.4 – D 3.8 / L 13	82
26 – 1335	XiVE Depth Stop L (long) D 3.4 – D 3.8 / L 15	82
26 – 1338	XiVE Depth Stop L (long) D 3.4 – D 3.8 / L 18	82
26 – 1350	XiVE Depth Stop L (long) D 4.5 – D 5.5 / L 8	82
26 – 1351	XiVE Depth Stop L (long) D 4.5 – D 5.5 / L 9.5	82
26 – 1352	XiVE Depth Stop L (long) D 4.5 – D 5.5 / L 11	82
26 – 1353	XiVE Depth Stop L (long) D 4.5 – D 5.5 / L 13	82
26 – 1355	XiVE Depth Stop L (long) D 4.5 – D 5.5 / L 15	82
26 – 1358	XiVE Depth Stop L (long) D 4.5 – D 5.5 / L 18	82
26 – 1390	XiVE Security Kit Tray (empty)	82
26 – 1500	XiVE Select Basic Set Try-in Implant	71
26 – 1510	XiVE Depth Gauge D 2.0	71
26 – 1520	XiVE Select Try-in Implant D 3.0	71
26 – 1530	XiVE Select Try-in Implant D 3.4	71
26 – 1540	XiVE Select Try-in Implant D 3.8	71
26 – 1550	XiVE Select Try-in Implant D 4.5	71
26 – 1560	XiVE Select Try-in Implant D 5.5	71
26 – 1600	XiVE Instrument-Set BoneCondenser straight and angled	83
26 – 1603	XiVE Instrument-Set BoneCondenser straight	83
26 – 1606	XiVE Instrument-Set BoneCondenser angled	83
26 – 1610	XiVE BoneCondenser, straight D 2.0	83
26 – 1615	XiVE BoneCondenser, angled D 2.0	83
26 – 1620	XiVE BoneCondenser, straight D 3.0	83
26 – 1625	XiVE BoneCondenser, angled D 3.0	83
26 – 1630	XiVE BoneCondenser, straight D 3.4	83
26 – 1635	XiVE BoneCondenser, angled D 3.4	83
26 – 1640	XiVE BoneCondenser, straight D 3.8	83
26 – 1645	XiVE BoneCondenser, angled D 3.8	83
26 – 1650	XiVE BoneCondenser, straight D 4.5	83
26 – 1655	XiVE BoneCondenser, angled D 4.5	83
26 – 1660	XiVE BoneCondenser, straight D 5.5	83
26 – 1665	XiVE BoneCondenser, angled D 5.5	83
26 – 2422	XiVE S plus Implant D 3.0 / L 11	19
26 – 2423	XiVE S plus Implant D 3.0 / L 13	19

Order No.	Article	Page	Order No.	Article	Page
26 – 2425	XiVE S plus Implant D 3.0 / L 15	19	26 – 3333	XiVE LOCATOR Abutment D 5.5 / GH 3	58
26 – 2431	XiVE S plus Implant D 3.4 / L 9.5	19	26 – 3334	XiVE LOCATOR Abutment D 5.5 / GH 4	58
26 – 2432	XiVE S plus Implant D 3.4 / L 11	19	26 – 3335	XiVE LOCATOR Abutment D 5.5 / GH 5	58
26 – 2433	XiVE S plus Implant D 3.4 / L 13	19	26 – 5000	XiVE Surgical Kit GS (Guided Surgery)	72
26 – 2435	XiVE S plus Implant D 3.4 / L 15	19	26 – 5010	XiVE Surgical Kit Tray GS (empty)	72
26 – 2438	XiVE S plus Implant D 3.4 / L 18	19	26 – 5020	XiVE Twist Drill crestal GS D 3.0	90
26 – 2440	XiVE S plus Implant D 3.8 / L 8	19	26 – 5022	XiVE Tap GS D 3.0	90
26 – 2441	XiVE S plus Implant D 3.8 / L 9.5	19	26 – 5030	XiVE Twist Drill crestal GS D 3.4	90
26 – 2442	XiVE S plus Implant D 3.8 / L 11	19	26 – 5032	XiVE Tap GS D 3.4	90
26 – 2443	XiVE S plus Implant D 3.8 / L 13	19	26 – 5040	XiVE Twist Drill crestal GS D 3.8	90
26 – 2445	XiVE S plus Implant D 3.8 / L 15	19	26 – 5042	XiVE Tap GS D 3.8	90
26 – 2448	XiVE S plus Implant D 3.8 / L 18	19	26 – 5050	XiVE Twist Drill crestal GS D 4.5	90
26 – 2450	XiVE S plus Implant D 4.5 / L 8	19	26 – 5052	XiVE Tap GS D 4.5	90
26 – 2451	XiVE S plus Implant D 4.5 / L 9.5	19	26 – 5103	XiVE Wide Sleeve for Twist Drill GS D 2.0	91
26 – 2452	XiVE S plus Implant D 4.5 / L 11	19	26 – 5105	XiVE Narrow sleeve for twist drill GS D 2.0	91
26 – 2453	XiVE S plus Implant D 4.5 / L 13	19	26 – 5108	XiVE Twist Drill GS D 2.0 / L 8 GS	88
26 – 2455	XiVE S plus Implant D 4.5 / L 15	19	26 – 5111	XiVE Twist Drill GS D 2.0 / L 11 GS	88
26 – 2458	XiVE S plus Implant D 4.5 / L 18	19	26 – 5113	XiVE Twist Drill GS D 2.0 / L 13 GS	88
26 – 2460	XiVE S plus Implant D 5.5 / L 8	19	26 – 5115	XiVE Twist Drill GS D 2.0 / L 15 GS	90
26 – 2461	XiVE S plus Implant D 5.5 / L 9.5	19	26 – 5195	XiVE Twist Drill GS D 2.0 / L 9.5 GS	89
26 – 2462	XiVE S plus Implant D 5.5 / L 11	19	26 – 5201	XiVE Soft Tissue Punch GS D 3.0 GS	88
26 – 2463	XiVE S plus Implant D 5.5 / L 13	19	26 – 5202	XiVE Initial Drill GS D 3.0 GS	88
26 – 2465	XiVE S plus Implant D 5.5 / L 15	19	26 – 5203	XiVE Wide Sleeve for Twist Drill GS D 3.0	91
26 – 3301	XiVE LOCATOR Abutment D 3.4 / GH 1	58	26 – 5205	XiVE Narrow sleeve for twist drill GS D 3.0	91
26 – 3302	XiVE LOCATOR Abutment D 3.4 / GH 2	58	26 – 5208	XiVE Twist Drill GS D 3.0 / L 8 GS	88
26 – 3303	XiVE LOCATOR Abutment D 3.4 / GH 3	58	26 – 5211	XiVE Twist Drill GS D 3.0 / L 11 GS	89
26 – 3304	XiVE LOCATOR Abutment D 3.4 / GH 4	58	26 – 5213	XiVE Twist Drill GS D 3.0 / L 13 GS	89
26 – 3305	XiVE LOCATOR Abutment D 3.4 / GH 5	58	26 – 5215	XiVE Twist Drill GS D 3.0 / L 15 GS	90
26 – 3311	XiVE LOCATOR Abutment D 3.8 / GH 1	58	26 – 5295	XiVE Twist Drill GS D 3.0 / L 9.5 GS	89
26 – 3312	XiVE LOCATOR Abutment D 3.8 / GH 2	58	26 – 5301	XiVE Soft Tissue Punch GS D 3.4 GS	88
26 – 3313	XiVE LOCATOR Abutment D 3.8 / GH 3	58	26 – 5302	XiVE Initial Drill GS D 3.4 GS	88
26 – 3314	XiVE LOCATOR Abutment D 3.8 / GH 4	58	26 – 5303	XiVE Wide Sleeve for Twist Drill GS D 3.4	91
26 – 3315	XiVE LOCATOR Abutment D 3.8 / GH 5	58	26 – 5305	XiVE Narrow sleeve for twist drill GS D 3.4	91
26 – 3321	XiVE LOCATOR Abutment D 4.5 / GH 1	58	26 – 5308	XiVE Twist Drill GS D 3.4 / L 8 GS	88
26 – 3322	XiVE LOCATOR Abutment D 4.5 / GH 2	58	26 – 5311	XiVE Twist Drill GS D 3.4 / L 11 GS	89
26 – 3323	XiVE LOCATOR Abutment D 4.5 / GH 3	58	26 – 5313	XiVE Twist Drill GS D 3.4 / L 13 GS	89
26 – 3324	XiVE LOCATOR Abutment D 4.5 / GH 4	58	26 – 5315	XiVE Twist Drill GS D 3.4 / L 15 GS	90
26 – 3325	XiVE LOCATOR Abutment D 4.5 / GH 5	58	26 – 5395	XiVE Twist Drill GS D 3.4 / L 9.5 GS	89
26 – 3331	XiVE LOCATOR Abutment D 5.5 / GH 1.3	58	26 – 5401	XiVE Soft Tissue Punch GS D 3.8 GS	88
26 – 3332	XiVE LOCATOR Abutment D 5.5 / GH 2	58	26 – 5402	XiVE Initial Drill GS D 3.8 GS	88

Product index

Order No.	Article	Page	Order No.	Article	Page
26 – 5403	XiVE Wide Sleeve for Twist Drill GS D 3.8	91	26 – 6120	XiVE Ratchet Insert for Instruments	86
26 – 5405	XiVE Narrow sleeve for twist drill GS D 3.8	91	26 – 6130	XiVE Extension Instrument	86
26 – 5408	XiVE Twist Drill GS D 3.8 / L 8 GS	88	26 – 6190	XiVE Hex Driver 0.9 mm/S (short)	85
26 – 5411	XiVE Twist Drill GS D 3.8 / L 11 GS	89	26 – 6195	XiVE Hex Driver 0.9 mm/L (long)	85
26 – 5413	XiVE Twist Drill GS D 3.8 / L 13 GS	89	26 – 7000	XiVE Surgical Kit D 3.0 – D 5.5 / S+L	72
26 – 5415	XiVE Twist Drill GS D 3.8 / L 15 GS	90	26 – 7003	XiVE Surgical Kit D 3.0 / S+L	72
26 – 5495	XiVE Twist Drill GS D 3.8 / L 9.5 GS	89	26 – 7005	XiVE Surgical Kit D 3.0 – D 3.8 / S	72
26 – 5501	XiVE Soft Tissue Punch GS D 4.5 GS	88	26 – 7010	XiVE Surgical Kit Tray (empty)	73
26 – 5502	XiVE Initial Drill GS D 4.5 GS	88	26 – 7025	XiVE Drill Module D 3.0 (empty)	73
26 – 5503	XiVE Wide Sleeve for Twist Drill GS D 4.5	91	26 – 7035	XiVE Drill Module D 3.4 (empty)	73
26 – 5508	XiVE Twist Drill GS D 4.5 / L 8 GS	88	26 – 7045	XiVE Drill Module D 3.8 (empty)	73
26 – 5511	XiVE Twist Drill GS D 4.5 / L 11 GS	89	26 – 7055	XiVE Drill Module D 4.5 (empty)	73
26 – 5513	XiVE Twist Drill GS D 4.5 / L 13 GS	89	26 – 7065	XiVE Drill Module D 5.5 (empty)	73
26 – 5515	XiVE Twist Drill GS D 4.5 / L 15 GS	90	26 – 7170	XiVE Module Tray Insert	73
26 – 5595	XiVE Twist Drill GS D 4.5 / L 9.5 GS	88	26 – 7200	XiVE Tool Module (empty)	73
26 – 5603	XiVE Wide Sleeve for Twist Drill GS Set D 2.0 – D 4.5	91	26 – 8020	XiVE Basic Set Prosthetics	95
26 – 5605	XiVE Narrow Sleeve for Twist Drill GS Set D 2.0 – D 3.8	91	26 – 8025	XiVE Prosthetic Tray (empty)	95
26 – 5700	XiVE Implant Driver GS for TempBase short, narrow	92	26 – 9020	XiVE Radiographic Template XiVE S (subgingival)	71
26 – 5701	XiVE Implant Driver GS for TempBase short, wide	92	26 – 9110	XiVE Large Scale Model Set 5:1	101
26 – 5702	XiVE Implant Driver GS for TempBase long, narrow	92	27 – 9040	XiVE TitaniumBase D 3.8	61
26 – 5703	XiVE Implant Driver GS for TempBase long, wide	92	27 – 9050	XiVE TitaniumBase D 4.5	61
26 – 5704	XiVE Wide Sleeve for Implant Driver GS	92	27 – 9060	XiVE TitaniumBase D 5.5	61
26 – 5705	XiVE Narrow Sleeve for Implant Driver GS	92	27 – 9140	XiVE ScanBase D 3.8	61
26 – 5850	XiVE Stabilization Abutment GS for TempBase narrow	92	27 – 9150	XiVE ScanBase D 4.5	61
26 – 5852	XiVE Stabilization Abutment GS for TempBase wide	92	27 – 9160	XiVE ScanBase D 5.5	61
26 – 6030	XiVE Implant Driver S (short) for XiVE S implants D 3.0	85	45 – 1110	XiVE Cover Screw PS D 3.4	18
26 – 6035	XiVE Implant Driver L (long) for XiVE S Implants D 3.0	85	45 – 1120	FRIADENT Implant Cover Screw D 3.0	18
26 – 6040	XiVE Implant Driver S for XiVE S implants D 3.4 and TempBase	85	45 – 1130	FRIADENT Implant Cover Screw D 3.4	18
26 – 6045	XiVE Implant Driver L (long) for XiVE S Implants D 3.4 and TempBase	85	45 – 1140	FRIADENT Implant Cover Screw D 3.8	18
26 – 6050	for XiVE S implants D 3.8 – D 5.5	85	45 – 1150	FRIADENT Implant Cover Screw D 4.5	18
26 – 6055	XiVE Implant Driver L (long) for XiVE S Implants D 3.8 – D 5.5	85	45 – 1160	FRIADENT Implant Cover Screw D 5.5	18
			45 – 1222	XiVE Gingiva Former PS slim D 3.4 / GH 2	25
			45 – 1223	XiVE Gingiva Former PS slim D 3.4 / GH 3	25
			45 – 1225	XiVE Gingiva Former PS slim D 3.4 / GH 5	25
			45 – 1232	FRIADENT Gingiva Former slim D 3.4 / GH 2	25
			45 – 1233	FRIADENT Gingiva Former slim D 3.4 / GH 3	25
			45 – 1235	FRIADENT Gingiva Former slim D 3.4 / GH 5	25
			45 – 1238	XiVE Transfer Coping S slim D 3.4	35
			45 – 1239	FRIADENT Transfer Coping slim D 3.4	33

Order No.	Article	Page	Order No.	Article	Page
45 – 1242	FRIADENT Gingiva Former slim D 3.8 / GH 2	25	45 – 1615	FRIADENT PickUp Guide Pin D 3.4 – D 5.5	32
45 – 1243	FRIADENT Gingiva Former slim D 3.8 / GH 3	25	45 – 1620	FRIADENT Transfer Coping D 3.0 / GH 3	32
45 – 1245	FRIADENT Gingiva Former slim D 3.8 / GH 5	25	45 – 1621	FRIADENT Transfer Coping D 3.0 / GH 5	32
45 – 1249	FRIADENT Transfer Coping slim D 3.8	33	45 – 1622	FRIADENT Transfer Coping D 3.0 / GH 5	31
45 – 1252	FRIADENT Gingiva Former slim D 4.5 / GH 2	25	45 – 1625	FRIADENT Transfer Coping D 3.0 / GH 3	31
45 – 1253	FRIADENT Gingiva Former slim D 4.5 / GH 3	25	45 – 1629	FRIADENT TransferCap Multi-Pack D 3.0	34
45 – 1255	FRIADENT Gingiva Former slim D 4.5 / GH 5	25	45 – 1630	FRIADENT Transfer Coping D 3.4 / GH 3	32
45 – 1259	FRIADENT Transfer Coping slim D 4.5	33	45 – 1631	FRIADENT Transfer Coping D 3.4 / GH 5	32
45 – 1333	FRIADENT Gingiva Former Loop D 3.4 / GH 3	26	45 – 1632	FRIADENT Transfer Coping D 3.4 / GH 5	31
45 – 1335	FRIADENT Gingiva Former Loop D 3.4 / GH 5	26	45 – 1635	FRIADENT Transfer Coping D 3.4 / GH 3	31
45 – 1343	FRIADENT Gingiva Former Loop D 3.8 / GH 3	26	45 – 1639	FRIADENT TransferCap Multi-Pack D 3.4	34
45 – 1345	FRIADENT Gingiva Former Loop D 3.8 / GH 5	26	45 – 1640	FRIADENT Transfer Coping D 3.8 / GH 3	32
45 – 1353	FRIADENT Gingiva Former Loop D 4.5 / GH 3	26	45 – 1641	FRIADENT Transfer Coping D 3.8 / GH 5	32
45 – 1355	FRIADENT Gingiva Former Loop D 4.5 / GH 5	26	45 – 1642	FRIADENT Transfer Coping D 3.8 / GH 5	31
45 – 1363	FRIADENT Gingiva Former Loop D 5.5 / GH 3	26	45 – 1645	FRIADENT Transfer Coping D 3.8 / GH 3	31
45 – 1365	FRIADENT Gingiva Former Loop D 5.5 / GH 5	26	45 – 1649	FRIADENT TransferCap Multi-Pack D 3.8	34
45 – 1421	FRIADENT Gingiva Former D 3.0 / GH 1	24	45 – 1650	FRIADENT Transfer Coping D 4.5 / GH 3	32
45 – 1422	FRIADENT Gingiva Former D 3.0 / GH 2	24	45 – 1651	FRIADENT Transfer Coping D 4.5 / GH 5	32
45 – 1423	FRIADENT Gingiva Former D 3.0 / GH 3	24	45 – 1652	FRIADENT Transfer Coping D 4.5 / GH 5	31
45 – 1425	FRIADENT Gingiva Former D 3.0 / GH 5	24	45 – 1655	FRIADENT Transfer Coping D 4.5 / GH 3	31
45 – 1431	FRIADENT Gingiva Former D 3.4 / GH 1	24	45 – 1659	FRIADENT TransferCap Multi-Pack D 4.5	34
45 – 1432	FRIADENT Gingiva Former D 3.4 / GH 2	24	45 – 1660	FRIADENT Transfer Coping D 5.5 / GH 3	32
45 – 1433	FRIADENT Gingiva Former D 3.4 / GH 3	24	45 – 1661	FRIADENT Transfer Coping D 5.5 / GH 5	32
45 – 1435	FRIADENT Gingiva Former D 3.4 / GH 5	24	45 – 1662	FRIADENT Transfer Coping D 5.5 / GH 5	31
45 – 1441	FRIADENT Gingiva Former D 3.8 / GH 1	24	45 – 1665	FRIADENT Transfer Coping D 5.5 / GH 3	31
45 – 1442	FRIADENT Gingiva Former D 3.8 / GH 2	24	45 – 1669	FRIADENT TransferCap Multi-Pack D 5.5	34
45 – 1443	FRIADENT Gingiva Former D 3.8 / GH 3	24	45 – 1830	XiVE Transfer Coping Reposition PS D 3.4 / GH 3	35
45 – 1445	FRIADENT Gingiva Former D 3.8 / GH 5	24	45 – 1831	XiVE Transfer Coping Reposition PS D 3.4 / GH 5	35
45 – 1451	FRIADENT Gingiva Former D 4.5 / GH 1	24	45 – 1832	XiVE Transfer Coping PickUp PS D 3.4 / GH 5	35
45 – 1452	FRIADENT Gingiva Former D 4.5 / GH 2	24	45 – 1835	XiVE Transfer Coping PickUp PS D 3.4 / GH 3	35
45 – 1453	FRIADENT Gingiva Former D 4.5 / GH 3	24	45 – 2119	FRIADENT Select Try-in Abutment D 3.0 / A 0 (straight)	70
45 – 1455	FRIADENT Gingiva Former D 4.5 / GH 5	24	45 – 2120	FRIADENT Select Try-in Abutment D 3.4 / A 0 (straight)	70
45 – 1461	FRIADENT Gingiva Former D 5.5 / GH 1	24	45 – 2121	FRIADENT Select Try-in Abutment D 3.8 / A 0 (straight)	70
45 – 1462	FRIADENT Gingiva Former D 5.5 / GH 2	24	45 – 2122	FRIADENT Select Try-in Abutment D 4.5 / A 0 (straight)	70
45 – 1463	FRIADENT Gingiva Former D 5.5 / GH 3	24			
45 – 1465	FRIADENT Gingiva Former D 5.5 / GH 5	24			
45 – 1531	XiVE Gingiva Former PS D 3.4 / GH 1	25			
45 – 1532	XiVE Gingiva Former PS D 3.4 / GH 2	25			
45 – 1533	XiVE Gingiva Former PS D 3.4 / GH 3	25			
45 – 1535	XiVE Gingiva Former PS D 3.4 / GH 5	25			

Product index

Order No.	Article	Page	Order No.	Article	Page
45 – 2123	FRIADENT Select Try-in Abutment D 5.5 / A 0 (straight)	70	45 – 2651	FRIADENT Milling Implant D 4.5	36
45 – 2193	FRIADENT Select Try-in Abutment MultiPack D 3.4 / A 0 (straight, 3 pieces)	70	45 – 2660	FRIADENT Telescopic Abutment D 5.5	48
45 – 2194	FRIADENT Select Try-in Abutment MultiPack D 3.8 / A 0 (straight, 3 pieces)	70	45 – 2661	FRIADENT Milling Implant D 5.5	36
45 – 2195	FRIADENT Select Try-in Abutment MultiPack D 4.5 / A 0 (straight, 3 pieces)	70	45 – 3131	FRIADENT Ball and Socket Attachment D 3.4 / GH 1	60
45 – 2196	FRIADENT Select Try-in Abutment MultiPack D 5.5 / A 0 (straight, 3 pieces)	70	45 – 3132	FRIADENT Ball and Socket Attachment D 3.4 / GH 2	60
45 – 2219	FRIADENT Select Try-in Abutment D 3.0 / A 15 (angled 15°)	70	45 – 3133	FRIADENT Ball and Socket Attachment D 3.4 / GH 3	60
45 – 2220	FRIADENT Select Try-in Abutment D 3.4 / A 15 (angled 15°)	70	45 – 3141	FRIADENT Ball and Socket Attachment D 3.8 / GH 1	60
45 – 2221	FRIADENT Select Try-in Abutment D 3.8 / A 15 (angled 15°)	70	45 – 3142	FRIADENT Ball and Socket Attachment D 3.8 / GH 2	60
45 – 2293	FRIADENT Select Try-in Abutment MultiPack D 3.4 / A 15 (angled, 3 pieces)	70	45 – 3143	FRIADENT Ball and Socket Attachment D 3.8 / GH 3	60
45 – 2294	FRIADENT Select Try-in Abutment MultiPack D 3.8 / A 15 (angled, 3 pieces)	70	45 – 3145	FRIADENT Ball and Socket Attachment D 3.8 / GH 5	60
45 – 2420	FRIADENT AuroBase D 3.0	47	45 – 3151	FRIADENT Ball and Socket Attachment D 4.5 / GH 1	60
45 – 2430	FRIADENT AuroBase D 3.4	47	45 – 3152	FRIADENT Ball and Socket Attachment D 4.5 / GH 2	60
45 – 2440	FRIADENT AuroBase D 3.8	47	45 – 3153	FRIADENT Ball and Socket Attachment D 4.5 / GH 3	60
45 – 2450	FRIADENT AuroBase D 4.5	47	45 – 3155	FRIADENT Ball and Socket Attachment D 4.5 / GH 5	60
45 – 2460	FRIADENT AuroBase D 5.5	47	45 – 3161	FRIADENT Ball and Socket Attachment D 5.5 / GH 1	60
45 – 2530	FRIADENT CeraBase Abutment D 3.4 conical	46	45 – 3162	FRIADENT Ball and Socket Attachment D 5.5 / GH 2	60
45 – 2531	FRIADENT CeraBase Abutment D 3.4 anatomical	46	45 – 3163	FRIADENT Ball and Socket Attachment D 5.5 / GH 3	60
45 – 2540	FRIADENT CeraBase Abutment D 3.8 conical	46	45 – 3165	FRIADENT Ball and Socket Attachment D 5.5 / GH 5	60
45 – 2541	FRIADENT CeraBase Abutment D 3.8 anatomical	46	45 – 3200	FRIADENT Attachment Matrix D 3.4 – D 5.5	60
45 – 2550	FRIADENT CeraBase Abutment D 4.5 conical	46	45 – 3340	LOCATOR Core Tool 3-piece	59
45 – 2551	FRIADENT CeraBase Abutment D 4.5 anatomical	46	45 – 3341	LOCATOR Abutment Holder Sleeve	59
45 – 2560	FRIADENT CeraBase Abutment D 5.5 conical	46	45 – 3344	FRIADENT LOCATOR Insert for Prosthetic Ratchet	59
45 – 2561	FRIADENT CeraBase Abutment D 5.5 anatomical	46	45 – 3345	LOCATOR Angle Measurement Guide	59
45 – 2620	FRIADENT Telescopic Abutment D 3.0	48	45 – 3346	LOCATOR Parallel Post	59
45 – 2621	FRIADENT Milling Implant D 3.0	36	45 – 3347	LOCATOR Male Processing Package Titanium	59
45 – 2630	FRIADENT Telescopic Abutment D 3.4	48	45 – 3348	LOCATOR Male Processing Package Stainless steel	59
45 – 2631	FRIADENT Milling Implant D 3.4	36	45 – 3349	LOCATOR Replacement Male clear, strong retention	59
45 – 2640	FRIADENT Telescopic Abutment D 3.8	48			
45 – 2641	FRIADENT Milling Implant D 3.8	36			
45 – 2650	FRIADENT Telescopic Abutment D 4.5	48			

Order No.	Article	Page	Order No.	Article	Page
45 – 3350	LOCATOR Replacement Male pink, light retention	59	45 – 4251	FRIADENT Titanium Bar Coping D 4.5	56
45 – 3351	LOCATOR Replacement Male blue, extra light retention	59	45 – 4260	FRIADENT Gold Bar Coping D 5.5	55
45 – 3352	LOCATOR Replacement Male extended range: green, strong retention	59	45 – 4261	FRIADENT Titanium Bar Coping D 5.5	56
45 – 3353	LOCATOR Replacement Male extended range: orange, light retention	59	45 – 4305	FRIADENT Standard Abutment Screw D 3.4 – D 5.5	34
45 – 3354	LOCATOR Replacement Male extended range: red, extra light retention	59	45 – 4330	FRIADENT Castable Waxing Sleeve D 3.4	52
45 – 3355	LOCATOR Impression Coping	59	45 – 4340	FRIADENT Castable Waxing Sleeve D 3.8	52
45 – 3356	LOCATOR Female Analog D 4	59	45 – 4350	FRIADENT Castable Waxing Sleeve D 4.5	52
45 – 3357	LOCATOR Female Analog D 5	59	45 – 4360	FRIADENT Castable Waxing Sleeve D 5.5	52
45 – 3358	LOCATOR Black Processing Replacement Male	59	45 – 4410	FRIADENT Horizontal Screw Seat	44
45 – 3359	LOCATOR Block-Out Spacer	59	45 – 4530	FRIADENT Castable Bar Coping D 3.4	57
45 – 3360	LOCATOR Replacement Male extended range: gray, zero retention	59	45 – 4540	FRIADENT Castable Bar Coping D 3.8	57
45 – 3361	LOCATOR Processing Spacer	59	45 – 4550	FRIADENT Castable Bar Coping D 4.5	57
45 – 4020	FRIADENT Implant Analog D 3.0	36	45 – 4560	FRIADENT Castable Bar Coping D 5.5	57
45 – 4030	FRIADENT Implant Analog D 3.4	36	45 – 4630	FRIADENT Cast-to Waxing Sleeve D 3.4	53
45 – 4040	FRIADENT Implant Analog D 3.8	36	45 – 4640	FRIADENT Cast-to Waxing Sleeve D 3.8	53
45 – 4050	FRIADENT Implant Analog D 4.5	36	45 – 4650	FRIADENT Cast-to Waxing Sleeve D 4.5	53
45 – 4060	FRIADENT Implant Analog D 5.5	36	45 – 4660	FRIADENT Cast-to Waxing Sleeve D 5.5	53
45 – 4101	FRIADENT Lab Set Soldering Analog for Bar D 3.4 – D 5.5	40	45 – 4741	XiVE MP Welding Sleeve D 3.4 – D 3.8	62
45 – 4102	FRIADENT Lab Set Soldering Analog for Bridge D 3.4 – D 5.5	40	45 – 4751	XiVE MP Welding Sleeve D 4.5	62
45 – 4103	FRIADENT Soldering Analog, universal D 3.4 – D 5.5	40	45 – 4830	FRIADENT PassivFit Set D 3.4	54
45 – 4105	FRIADENT Attachment Patrix Analog universal D 3.4 – D 5.5	60	45 – 4840	FRIADENT PassivFit Set D 3.8	54
45 – 4206	FRIADENT Soldering Screw for Bar D 3.4 – D 5.5	40	45 – 4850	FRIADENT PassivFit Set D 4.5	54
45 – 4207	FRIADENT Soldering Screw for Bridge D 3.4 – D 5.5	40	45 – 4860	FRIADENT PassivFit Set D 5.5	54
45 – 4210	FRIADENT Gold Bar round 50 mm length	57	45 – 5025	FRIADENT Select Sleeve D 3.0	70
45 – 4212	FRIADENT Titanium Bar round 50 mm length	57	45 – 5035	FRIADENT Select Sleeve D 3.4	70
45 – 4215	FRIADENT Gold Bar Clip 50 mm length	57	45 – 5045	FRIADENT Select Sleeve D 3.8	70
45 – 4230	FRIADENT Gold Bar Coping D 3.4	55	45 – 5055	FRIADENT Select Sleeve D 4.5	70
45 – 4231	FRIADENT Titanium Bar Coping D 3.4	56	45 – 5065	FRIADENT Select Sleeve D 5.5	70
45 – 4240	FRIADENT Gold Bar Coping D 3.8	55	45 – 5106	FRIADENT Paralleling Pin D 2.0/D 3.0	84
45 – 4241	FRIADENT Titanium Bar Coping D 3.8	56	45 – 5280	FRIADENT Drill Cleaning Instrument	84
45 – 4250	FRIADENT Gold Bar Coping D 4.5	55	45 – 5605	FRIADENT Seating Instrument for Transfer Coping	99
			45 – 5617	FRIADENT Seating Instrument for Attachment Insert and MP Insert	99
			45 – 5618	FRIADENT Mounting device for Hex Driver	98
			45 – 5621	FRIADENT Activator for Ball and Socket Attachment	99
			45 – 5622	FRIADENT Deactivator for Ball and Socket Attachment	99
			45 – 5623	FRIADENT Bar Clip Activator	100

Product index

Order No.	Article	Page
45 – 5650	FRIADENT Hex Driver width 0.9 mm	98
45 – 5660	FRIADENT Tissue Punch D 3.8	87
45 – 5661	FRIADENT Tissue Punch D 4.5	87
45 – 5662	FRIADENT Tissue Punch D 5.5	87
45 – 5665	FRIADENT Tissue Punch D 3.0	87
45 – 5666	FRIADENT Tissue Punch D 3.4	87
45 – 5700	FRIADENT Finisher for Screw Head Seat for Screw-retained Suprastructures	100
45 – 5702	FRIADENT Finisher for Horizontal Screw Set	100
45 – 5705	FRIADENT Finisher for Abutment Seat for Screw-retained Suprastructures D 3.4 – D 4.5	100
45 – 5707	FRIADENT Finisher for Abutment Seat for Screw-retained Suprastructures D 5.5	100
45 – 5709	FRIADENT Ratchet	97
45 – 5714	FRIADENT Ratchet Slot Screwdriver Blade width 2.0 mm/14 Ncm/short	97
45 – 5722	FRIADENT Ratchet Slot Screwdriver Blade width 2.0 mm/14 Ncm/long	97
45 – 5732	FRIADENT Ratchet Hex Driver Width 0.9 mm/14 Ncm/short	97
45 – 5733	FRIADENT Ratchet Hex Driver Width 0.9 mm/14 Ncm/long	97
45 – 5734	FRIADENT Ratchet Hex Driver Width 1.22 mm/24 Ncm/short	97
45 – 5736	FRIADENT Ratchet Hex Driver Width 1.22 mm/24 Ncm/long	97
45 – 5753	FRIADENT CeraBase Diamond Milling Tool Medium	99
45 – 5755	FRIADENT CeraBase Diamond Milling Tool Fine	99
45 – 6010	XiVE Surgical Ratchet	86
45 – 6020	XiVE Ratchet	86
45 – 9981	FRIADENT Acrylic Model Maxilla without prosthetics	101
45 – 9982	FRIADENT Acrylic Model Maxilla with prosthetics	101
45 – 9985	XiVE Acrylic Model Mandible without prosthetics (bar construction)	101
45 – 9986	XiVE Acrylic Model Mandible with prosthetics (bar construction)	101
46 – 1220	FRIADENT TempBase D 3.0	23
46 – 1230	FRIADENT TempBase D 3.4	23
46 – 1231	XiVE Temporary Welding Abutment D 3.4	62
46 – 1235	FRIADENT TempBase Cap D 3.0 – D 3.8	23

Order No.	Article	Page
46 – 1240	FRIADENT TempBase D 3.8	23
46 – 1241	XiVE Temporary Welding Abutment D 3.8	62
46 – 1250	FRIADENT TempBase D 4.5	23
46 – 1251	XiVE Temporary Welding Abutment D 4.5	62
46 – 1255	FRIADENT TempBase Cap D 4.5	23
46 – 1260	FRIADENT TempBase D 5.5	23
46 – 1265	FRIADENT TempBase Cap D 5.5	23
46 – 1279	FRIADENT TempBase Retaining Screw D 3.0	23
46 – 1280	FRIADENT TempBase Retaining Screw D 3.4 – D 5.5	23
46 – 1430	FRIADENT MP Cover Screw D 3.4	50
46 – 1440	FRIADENT MP Cover Screw D 3.8	50
46 – 1450	FRIADENT MP Cover Screw D 4.5	50
46 – 1460	FRIADENT MP Cover Screw D 5.5	50
46 – 1605	FRIADENT PickUp Guide Pin D 3.0	34
46 – 1615	FRIADENT MP PickUp Guide Pin	39
46 – 1616	Abutment Screw for Welding Sleeve	62
46 – 1630	FRIADENT MP PickUp Impression Coping D 3.4	39
46 – 1632	FRIADENT Transfer Post Basic D 3.4	33
46 – 1635	FRIADENT MP Transfer Impression Coping D 3.4	39
46 – 1640	FRIADENT MP PickUp Impression Coping D 3.8	39
46 – 1642	FRIADENT Transfer Post Basic D 3.8	33
46 – 1645	FRIADENT MP Transfer Impression Coping D 3.8	39
46 – 1650	FRIADENT MP PickUp Impression Coping D 4.5	39
46 – 1652	FRIADENT Transfer Post Basic D 4.5	33
46 – 1655	FRIADENT MP Transfer Impression Coping D 4.5	39
46 – 1660	FRIADENT MP PickUp Impression Coping D 5.5	39
46 – 1662	FRIADENT Transfer Post Basic D 5.5	33
46 – 1665	FRIADENT MP Transfer Impression Coping D 5.5	39
46 – 1730	FRIADENT EsthetiCap D 3.4 / oval	27
46 – 1740	FRIADENT EsthetiCap D 3.8 / oval	27
46 – 1745	FRIADENT EsthetiCap D 3.8 / triangular	27
46 – 1750	FRIADENT EsthetiCap D 4.5 / oval	27
46 – 1755	FRIADENT EsthetiCap D 4.5 / triangular	27

Order No.	Article	Page	Order No.	Article	Page
46 – 1760	FRIADENT EsthetiCap D 5.5 / oval	27	46 – 2223	FRIADENT EstheticBase D 3.0 / GH 3 angled / A 15	42
46 – 1765	FRIADENT EsthetiCap D 5.5 / triangular	27	46 – 2225	FRIADENT EstheticBase D 3.0 / GH 5 angled / A 15	42
46 – 2121	FRIADENT EstheticBase D 3.0 / GH 1 straight / A 0	41	46 – 2231	FRIADENT EstheticBase D 3.4 / GH 1 angled / A 15	42
46 – 2122	FRIADENT EstheticBase D 3.0 / GH 2 straight / A 0	41	46 – 2232	FRIADENT EstheticBase D 3.4 / GH 2 angled / A 15	42
46 – 2123	FRIADENT EstheticBase D 3.0 / GH 3 straight / A 0	41	46 – 2233	FRIADENT EstheticBase D 3.4 / GH 3 angled / A 15	42
46 – 2125	FRIADENT EstheticBase D 3.0 / GH 5 straight / A 0	41	46 – 2235	FRIADENT EstheticBase D 3.4 / GH 5 angled / A 15	42
46 – 2131	FRIADENT EstheticBase D 3.4 / GH 1 straight / A 0	41	46 – 2241	FRIADENT EstheticBase D 3.8 / GH 1 angled / A 15	42
46 – 2132	FRIADENT EstheticBase D 3.4 / GH 2 straight / A 0	41	46 – 2242	FRIADENT EstheticBase D 3.8 / GH 2 angled / A 15	42
46 – 2133	FRIADENT EstheticBase D 3.4 / GH 3 straight / A 0	41	46 – 2243	FRIADENT EstheticBase D 3.8 / GH 3 angled / A 15	42
46 – 2135	FRIADENT EstheticBase D 3.4 / GH 5 straight / A 0	41	46 – 2245	FRIADENT EstheticBase D 3.8 / GH 5 angled / A 15	42
46 – 2141	FRIADENT EstheticBase D 3.8 / GH 1 straight / A 0	41	46 – 2251	FRIADENT EstheticBase D 4.5 / GH 1 angled / A 15	42
46 – 2142	FRIADENT EstheticBase D 3.8 / GH 2 straight / A 0	41	46 – 2252	FRIADENT EstheticBase D 4.5 / GH 2 angled / A 15	42
46 – 2143	FRIADENT EstheticBase D 3.8 / GH 3 straight / A 0	41	46 – 2253	FRIADENT EstheticBase D 4.5 / GH 3 angled / A 15	42
46 – 2145	FRIADENT EstheticBase D 3.8 / GH 5 straight / A 0	41	46 – 2255	FRIADENT EstheticBase D 4.5 / GH 5 angled / A 15	42
46 – 2151	FRIADENT EstheticBase D 4.5 / GH 1 straight / A 0	41	46 – 2261	FRIADENT EstheticBase D 5.5 / GH 1 angled / A 15	42
46 – 2152	FRIADENT EstheticBase D 4.5 / GH 2 straight / A 0	41	46 – 2262	FRIADENT EstheticBase D 5.5 / GH 2 angled / A 15	42
46 – 2153	FRIADENT EstheticBase D 4.5 / GH 3 straight / A 0	41	46 – 2263	FRIADENT EstheticBase D 5.5 / GH 3 angled / A 15	42
46 – 2155	FRIADENT EstheticBase D 4.5 / GH 5 straight / A 0	41	46 – 2265	FRIADENT EstheticBase D 5.5 / GH 5 angled / A 15	42
46 – 2161	FRIADENT EstheticBase D 5.5 / GH 1 straight / A 0	41	46 – 2331	XiVE EstheticBase PS D 3.4 / GH 1 straight / A 0	43
46 – 2162	FRIADENT EstheticBase D 5.5 / GH 2 straight / A 0	41	46 – 2332	XiVE EstheticBase PS D 3.4 / GH 2 straight / A 0	43
46 – 2163	FRIADENT EstheticBase D 5.5 / GH 3 straight / A 0	41	46 – 2333	XiVE EstheticBase PS D 3.4 / GH 3 straight / A 0	43
46 – 2165	FRIADENT EstheticBase D 5.5 / GH 5 straight / A 0	41	46 – 2335	XiVE EstheticBase PS D 3.4 / GH 5 straight / A 0	43
46 – 2221	FRIADENT EstheticBase D 3.0 / GH 1 angled / A 15	42	46 – 2431	XiVE EstheticBase PS D 3.4 / GH 1 angled / A 15	43
46 – 2222	FRIADENT EstheticBase D 3.0 / GH 2 angled / A 15	42			

Product index

Order No.	Article	Page	Order No.	Article	Page
46 – 2432	XiVE EstheticBase PS D 3.4 / GH 2 angled / A15	43	46 – 3033	XiVE MP Abutment D 3.4 / GH 3, angled / A 30	51
46 – 2433	XiVE EstheticBase PS D 3.4 / GH 3 angled / A15	43	46 – 3042	XiVE MP Abutment D 3.8 – D 5.5 / GH 2, angled / A 30	51
46 – 2435	XiVE EstheticBase PS D 3.4 / GH 5 angled / A15	43	46 – 3043	XiVE MP Abutment D 3.8 – D 5.5 / GH 3, angled / A 30	51
46 – 2831	FRIADENT MP Abutment D 3.4 / GH 1	49	46 – 3100	XiVE MP Insert Head	51
46 – 2832	FRIADENT MP Abutment D 3.4 / GH 2	49	46 – 4030	FRIADENT MP Analog D 3.4	40
46 – 2833	FRIADENT MP Abutment D 3.4 / GH 3	49	46 – 4040	FRIADENT MP Analog D 3.8	40
46 – 2835	FRIADENT MP Abutment D 3.4 / GH 5	49	46 – 4050	FRIADENT MP Analog D 4.5	40
46 – 2841	FRIADENT MP Abutment D 3.8 / GH 1	49	46 – 4060	FRIADENT MP Analog D 5.5	40
46 – 2842	FRIADENT MP Abutment D 3.8 / GH 2	49	46 – 4200	FRIADENT MP Coping Screw D 3.4 – D 5.5	55
46 – 2843	FRIADENT MP Abutment D 3.8 / GH 3	49	46 – 4300	FRIADENT MP Screw for Castable Waxing Sleeve D 3.4 – D 5.5	52
46 – 2845	FRIADENT MP Abutment D 3.8 / GH 5	49	46 – 4304	FRIADENT Standard Abutment Screw D 3.0	34
46 – 2849	FRIADENT MP Abutment D 3.8 / GH 9	49	46 – 4305	FRIADENT Screw for EstheticBase D 3.4 – D 5.5	44
46 – 2851	FRIADENT MP Abutment D 4.5 / GH 1	49	46 – 4401	FRIADENT Horizontal Screw Standard	44
46 – 2852	FRIADENT MP Abutment D 4.5 / GH 2	49	46 – 4402	FRIADENT Horizontal Screw Long	44
46 – 2853	FRIADENT MP Abutment D 4.5 / GH 3	49	46 – 4403	FRIADENT Horizontal Screw Set Standard	44
46 – 2855	FRIADENT MP Abutment D 4.5 / GH 5	49	46 – 4404	FRIADENT Horizontal Screw Set Long	44
46 – 2859	FRIADENT MP Abutment D 4.5 / GH 9	49	46 – 4405	FRIADENT Transverse Screw Standard	44
46 – 2861	FRIADENT MP Abutment D 5.5 / GH 1	49	46 – 4406	FRIADENT Transverse Screw Long	44
46 – 2862	FRIADENT MP Abutment D 5.5 / GH 2	49	46 – 4407	FRIADENT Transverse Screw Set Standard	44
46 – 2863	FRIADENT MP Abutment D 5.5 / GH 3	49	46 – 4408	FRIADENT Transverse Screw Set Long	44
46 – 2865	FRIADENT MP Abutment D 5.5 / GH 5	49	46 – 5610	FRIADENT Ratchet Seating Instrument for MP Insert Screw	99
46 – 2921	XiVE MP Abutment PS D 3.4 / GH 1	50	46 – 5615	FRIADENT Handpiece Seating Instrument for MP insert screw for contra-angle handpiece	99
46 – 2922	XiVE MP Abutment PS D 3.4 / GH 2	50	46 – 5710	FRIADENT Handpiece HexDriver Width 0.9 mm/short	98
46 – 2923	XiVE MP Abutment PS D 3.4 / GH 3	50	46 – 5711	FRIADENT Handpiece HexDriver Width 1.22 mm/short	98
46 – 2925	XiVE MP Abutment PS D 3.4 / GH 5	50	46 – 5712	FRIADENT Handpiece Slot Screwdriver Blade width 2.0 mm/short	98
46 – 2932	XiVE MP Abutment D 3.4 / GH 2, angled / A 15	51	46 – 5720	FRIADENT Handpiece HexDriver Width 0.9 mm/long	98
46 – 2933	XiVE MP Abutment D 3.4 / GH 3, angled / A 15	51	46 – 5721	FRIADENT Handpiece HexDriver Width 1.22 mm/long	98
46 – 2935	XiVE MP Abutment D 3.4 / GH 5, angled / A 15	51	46 – 5722	FRIADENT Handpiece Slot Screwdriver Blade width 2.0 mm/long	98
46 – 2942	XiVE MP Abutment D 3.8 – D 5.5 / GH 2, angled / A 15	51	46 – 5750	FRIADENT Handle for Handpiece Hex Driver	98
46 – 2943	XiVE MP Abutment D 3.8 – D 5.5 / GH 3, angled / A 15	51	46 – 5880	FRIADENT Implant Driver Manual long	86
46 – 2945	XiVE MP Abutment D 3.8 – D 5.5 / GH 5, angled / A 15	51	46 – 7000	FRIADENT Prosthetic Set Mini	95
46 – 3032	XiVE MP Abutment D 3.4 / GH 2, angled / A 30	51			

Order No.	Article	Page	Order No.	Article	Page
46 – 7001	FRIADENT Prosthetic Set Mini (empty)	95	46 – 8253	FRIADENT Lab Set PickUp Impression D 4.5 / GH 3	29
46 – 8123	FRIADENT Lab Set Transfer Impression D 3.0 / GH 3	30	46 – 8255	FRIADENT Lab Set PickUp Impression D 4.5 / GH 5	29
46 – 8125	FRIADENT Lab Set Transfer Impression D 3.0 / GH 5	30	46 – 8260	FRIADENT MP Lab Set PickUp Impression D 5.5	37
46 – 8130	FRIADENT MP Lab Set Transfer Impression D 3.4	38	46 – 8263	FRIADENT Lab Set PickUp Impression D 5.5 / GH 3	29
46 – 8133	FRIADENT Lab Set Transfer Impression D 3.4 / GH 3	30	46 – 8265	FRIADENT Lab Set PickUp Impression D 5.5 / GH 5	29
46 – 8135	FRIADENT Lab Set Transfer Impression D 3.4 / GH 5	30	46 – 9530	FRIADENT MP Lab Set Bridge with Castable Waxing Sleeve D 3.4	52
46 – 8140	FRIADENT MP Lab Set Transfer Impression D 3.8	38	46 – 9540	FRIADENT MP Lab Set Bridge with Castable Waxing Sleeve D 3.8	52
46 – 8143	FRIADENT Lab Set Transfer Impression D 3.8 / GH 3	30	46 – 9550	FRIADENT MP Lab Set Bridge with Castable Waxing Sleeve D 4.5	52
46 – 8145	FRIADENT Lab Set Transfer Impression D 3.8 / GH 5	30	46 – 9560	FRIADENT MP Lab Set Bridge with Castable Waxing Sleeve D 5.5	52
46 – 8150	FRIADENT MP Lab Set Transfer Impression D 4.5	38	46 – 9630	FRIADENT MP Lab Set Gold Bar Coping D 3.4	55
46 – 8153	FRIADENT Lab Set Transfer Impression D 4.5 / GH 3	30	46 – 9637	FRIADENT MP Lab Set Titanium Bar Coping D 3.4	56
46 – 8155	FRIADENT Lab Set Transfer Impression D 4.5 / GH 5	30	46 – 9638	FRIADENT MP Lab Set Castable Bar Coping D 3.4	57
46 – 8160	FRIADENT MP Lab Set Transfer Impression D 5.5	38	46 – 9640	FRIADENT MP Lab Set Gold Bar Coping D 3.8	55
46 – 8163	FRIADENT Lab Set Transfer Impression D 5.5 / GH 3	30	46 – 9647	FRIADENT MP Lab Set Titanium Bar Coping D 3.8	56
46 – 8165	FRIADENT Lab Set Transfer Impression D 5.5 / GH 5	30	46 – 9648	FRIADENT MP Lab Set Castable Bar Coping D 3.8	57
46 – 8223	FRIADENT Lab Set PickUp Impression D 3.0 / GH 3	29	46 – 9650	FRIADENT MP Lab Set Gold Bar Coping D 4.5	55
46 – 8225	FRIADENT Lab Set PickUp Impression D 3.0 / GH 5	29	46 – 9657	FRIADENT MP Lab Set Titanium Bar Coping D 4.5	56
46 – 8230	FRIADENT MP Lab Set PickUp Impression D 3.4	37	46 – 9658	FRIADENT MP Lab Set Castable Bar Coping D 4.5	57
46 – 8233	FRIADENT Lab Set PickUp Impression D 3.4 / GH 3	29	46 – 9660	FRIADENT MP Lab Set Gold Bar Coping D 5.5	55
46 – 8235	FRIADENT Lab Set PickUp Impression D 3.4 / GH 5	29	46 – 9667	FRIADENT MP Lab Set Titanium Bar Coping D 5.5	56
46 – 8240	FRIADENT MP Lab Set PickUp Impression D 3.8	37	46 – 9668	FRIADENT MP Lab Set Castable Bar Coping D 5.5	57
46 – 8243	FRIADENT Lab Set PickUp Impression D 3.8 / GH 3	29	46 – 9930	FRIADENT MP Lab Set Bridge with Cast-to Waxing Sleeve D 3.4	52
46 – 8245	FRIADENT Lab Set PickUp Impression D 3.8 / GH 5	29	46 – 9940	FRIADENT MP Lab Set Bridge with Cast-to Waxing Sleeve D 3.8	52
46 – 8250	FRIADENT MP Lab Set PickUp Impression D 4.5	37	46 – 9950	FRIADENT MP Lab Set Bridge with Cast-to Waxing Sleeve D 4.5	53
			46 – 9960	FRIADENT MP Lab Set Bridge with Cast-to Waxing Sleeve D 5.5	53

Product index

Order No.	Article	Page
47 – 1141	FRIADENT CERCON Abutment D 3.8 / GH 1, neutral, straight / A 0	45
47 – 1142	FRIADENT CERCON Abutment D 3.8 / GH 2, neutral, straight / A 0	45
47 – 1151	FRIADENT CERCON Abutment D 4.5 / GH 1, neutral, straight / A 0	45
47 – 1152	FRIADENT CERCON Abutment D 4.5 / GH 2, neutral, straight / A 0	45
47 – 1241	FRIADENT CERCON Abutment D 3.8 / GH 1, neutral, angled / A 15	45
47 – 1242	FRIADENT CERCON Abutment D 3.8 / GH 2, neutral, angled / A 15	45
47 – 1251	FRIADENT CERCON Abutment D 4.5 / GH 1, neutral, angled / A 15	45
47 – 1252	FRIADENT CERCON Abutment D 4.5 / GH 2, neutral, angled / A 15	45
47 – 2141	FRIADENT CERCON Abutment D 3.8 / GH 1, dentine straight / A 0	45
47 – 2142	FRIADENT CERCON Abutment D 3.8 / GH 2, dentine straight / A 0	45
47 – 2151	FRIADENT CERCON Abutment D 4.5 / GH 1, dentine straight / A 0	45
47 – 2152	FRIADENT CERCON Abutment D 4.5 / GH 2, dentine straight / A 0	45
47 – 2241	FRIADENT CERCON Abutment D 3.8 / GH 1, dentine angled / A 15	45
47 – 2242	FRIADENT CERCON Abutment D 3.8 / GH 2, dentine angled / A 15	45
47 – 2251	FRIADENT CERCON Abutment D 4.5 / GH 1, dentine angled / A 15	45
47 – 2252	FRIADENT CERCON Abutment D 4.5 / GH 2, dentine angled / A 15	45
47 – 3012	FRIADENT Titanium Wire 1.2 / L 100 Grade 2	63
47 – 3013	FRIADENT Titanium Wire 1.5 / L 150 Grade 2	63
47 – 3014	FRIADENT Titanium Wire 2.0 / L 150 Grade 2	63
47 – 4710	WeldOne Welding Unit	63
49 – 1211	FRIADENT Radiographic Balls	71
90 – 5005	FRIOS ISU Coolant Hose universal	94
90 – 5030	FRIOS Handpiece straight	93
90 – 5042	FRIOS Contra-angle Handpiece 20:1 Irrigation Tube	84
90 – 5043	Long Internal Irrigation Tube (for Drill Extension)	84

Order No.	Article	Page
90 – 5050	FRIOS Handpiece angled	93
90 – 6410	FRIOS Unit S Surgical Motor	94
90 – 6420	FRIOS Unit S Foot Control	94
90 – 6440	FRIOS Unit S Coolant Hose (motor cable 1.8 m)	94
90 – 6441	FRIOS Unit S Coolant Hose (motor cable 3.5 m)	94
90 – 6442	FRIOS Unit S, FRIOS Unit E Sterile Cover Foil	94
90 – 6443	FRIOS Unit S Set Hose Rings	94
90 – 6446	FRIOS Unit S/i Coolant Hose	94
90 – 6542	FRIOS Unit E Coolant Hose	94
90 – 6600	FRIOS Unit S/i V 220 – 240 AC	93
90 – 6605	FRIOS Unit S/i V 100 – 130 AC	93
90 – 6620	FRIOS Unit S/i Surgical Motor	94
90 – 6630	FRIOS Unit S/i Foot Control	94
90 – 6710	FRIOS Contra-angle Handpiece WI-75	93
90 – 6720	FRIOS Contra-angle Handpiece WS-75	93
90 – 6810	FRIOS Contra-angle Handpiece WI-75 LED G	93
90 – 6850	FRIOS Handpiece SI-11 LED G	93
91 – 0003	FRIADENT Drill Extension	84
91 – 4502	Pin for FRIADENT Select Sleeve	70

All products may not be regulatory cleared/released/licensed in all markets. Please, contact the local DENTSPLY Implants sales office for current product assortment and availability. To improve readability for our customers, DENTSPLY Implants does not use ® or ™ in body copy. However, DENTSPLY Implants does not waive any right to the trademark and nothing herein shall be interpreted to the contrary.

Please note that the dimensions shown in the product catalog can vary due to printing issues.

Labelling of materials

Information regarding the materials involved in implants, system components and instruments is given in the form of a reference number after every article: FRIADENT Gingiva Former². Page 103 of this catalog presents an overview of the materials and the composition of the materials used. The images in this catalog are for illustration purposes only. The size of the illustrated products may deviate from the original product. DENTSPLY Implants reserves the right to make any technical changes without prior notice.

About DENTSPLY Implants

DENTSPLY Implants offers comprehensive solutions for all phases of implant therapy, including ANKYLOS®, ASTRA TECH Implant System™ and XiVE® implant lines, digital technologies, such as ATLANTIS™ patient-specific CAD/CAM solutions and SIMPLANT® guided surgery, SYMBIOS® regenerative solutions, and professional development programs. DENTSPLY Implants creates value for dental professionals and allows for predictable and lasting implant treatment outcomes, resulting in enhanced quality of life for patients.

About DENTSPLY International

DENTSPLY International Inc. is a leading manufacturer and distributor of dental and other healthcare products. For over 110 years, DENTSPLY's commitment to innovation and professional collaboration has enhanced its portfolio of branded consumables and small equipment. Headquartered in the United States, the Company has global operations with sales in more than 120 countries.